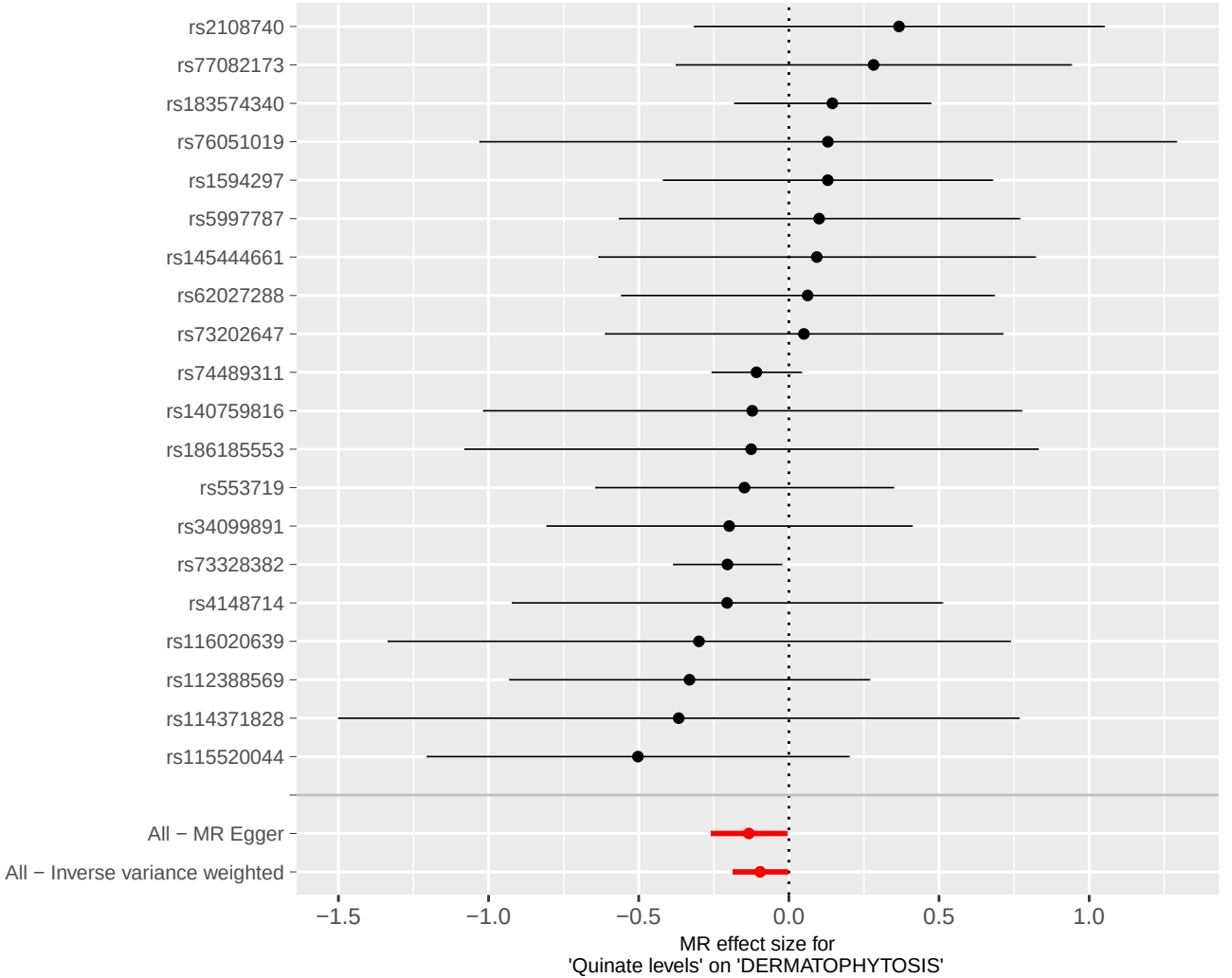
rs2108740
rs77082173
rs183574340
rs76051019
rs1594297
rs5997787
rs145444661
rs62027288
rs73202647
rs74489311
rs140759816
rs186185553
rs553719
rs34099891
rs73328382
rs4148714
rs116020639
rs112388569
rs114371828
rs115520044
All − MR Egger
All − Inverse variance weighted
−1.5
−1.0
−0.5
0.0
0.5
1.0
MR effect size for
'Quinate levels' on 'DERMATOPHYTOSIS'

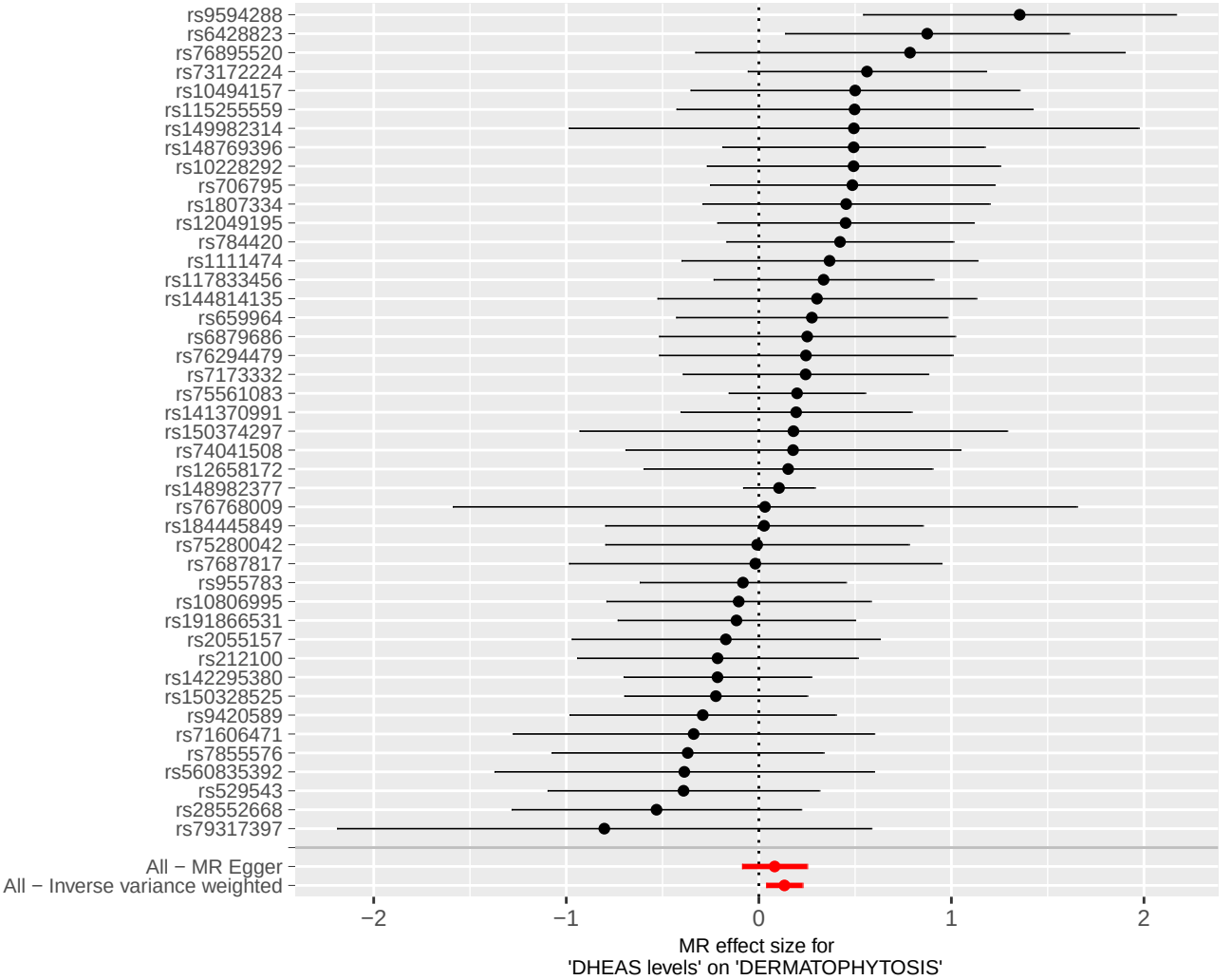
rs9594288
rs6428823
rs76895520
rs73172224
rs10494157
rs115255559
rs149982314
rs148769396
rs10228292
rs706795
rs1807334
rs12049195
rs784420
rs1111474
rs117833456
rs144814135
rs659964
rs6879686
rs76294479
rs7173332
rs75561083
rs141370991
rs150374297
rs74041508
rs12658172
rs148982377
rs76768009
rs184445849
rs75280042
rs7687817
rs955783
rs10806995
rs191866531
rs2055157
rs212100
rs142295380
rs150328525
rs9420589
rs71606471
rs7855576
rs560835392
rs529543
rs28552668
rs79317397
All − MR Egger
All − Inverse variance weighted
−2
−1
0
1
2
MR effect size for
'DHEAS levels' on 'DERMATOPHYTOSIS'

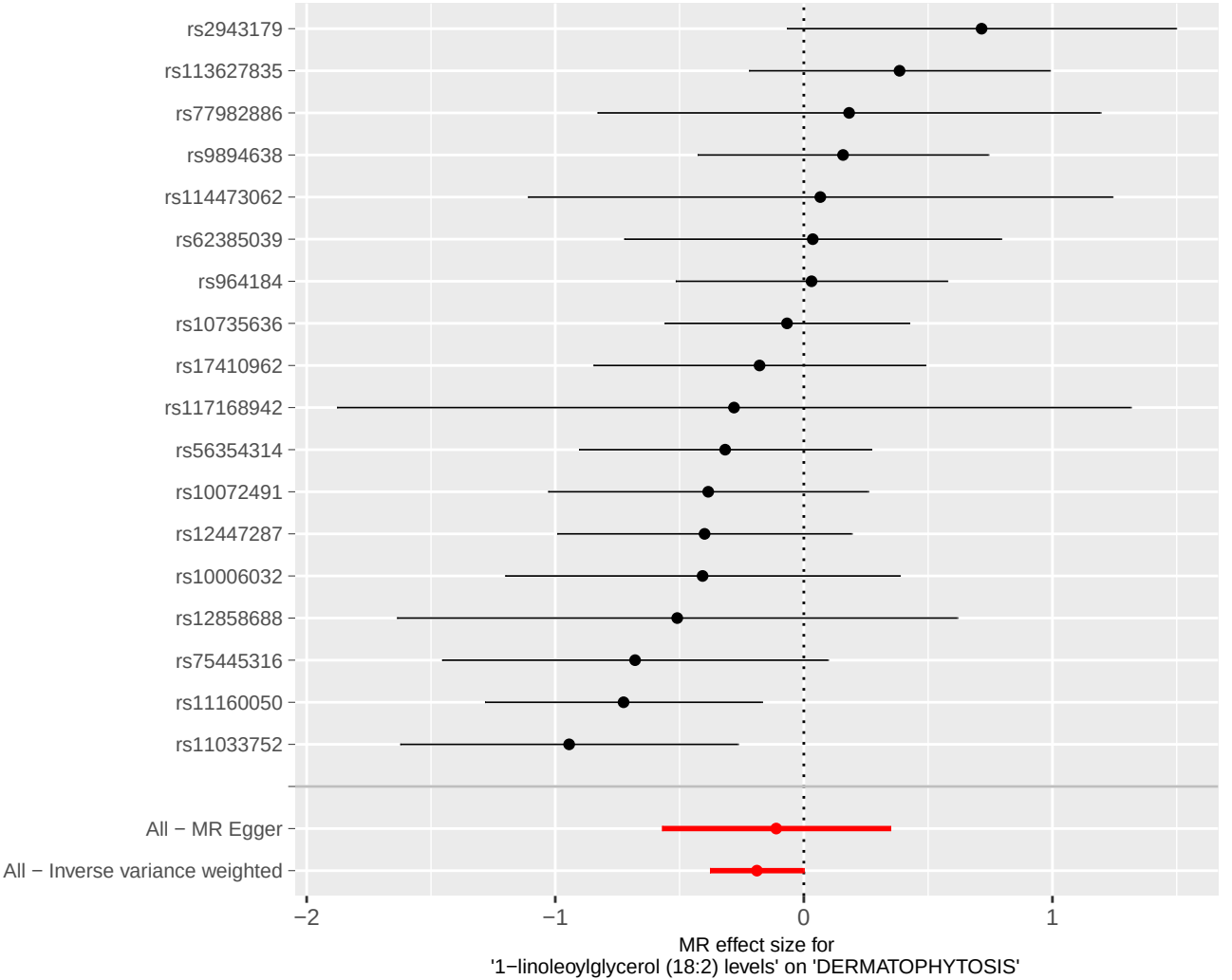
rs2943179
rs113627835
rs77982886
rs9894638
rs114473062
rs62385039
rs964184
rs10735636
rs17410962
rs117168942
rs56354314
rs10072491
rs12447287
rs10006032
rs12858688
rs75445316
rs11160050
rs11033752
All − MR Egger
All − Inverse variance weighted
−2
−1
0
1
MR effect size for
'1−linoleoylglycerol (18:2) levels' on 'DERMATOPHYTOSIS'

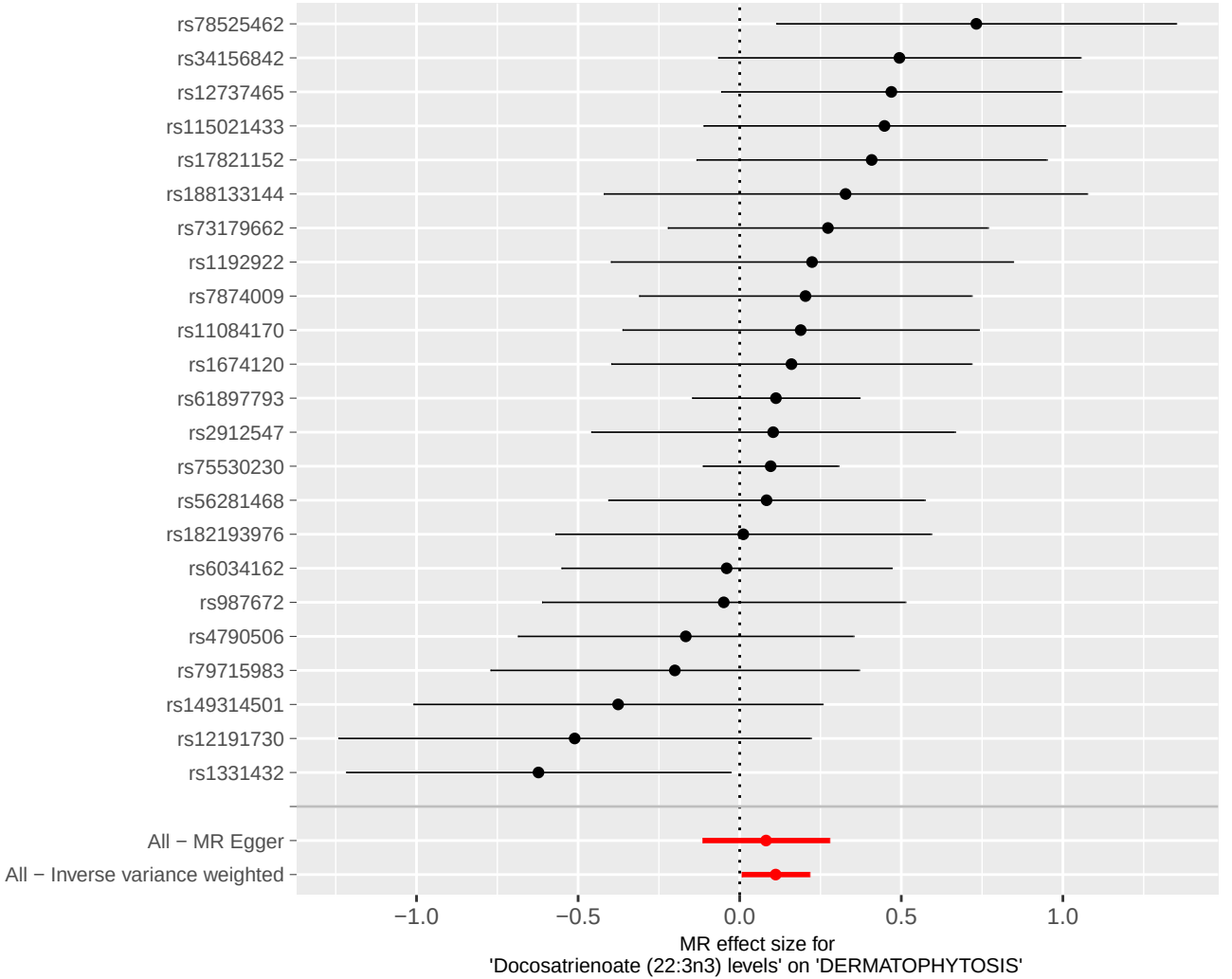
rs78525462
rs34156842
rs12737465
rs115021433
rs17821152
rs188133144
rs73179662
rs1192922
rs7874009
rs11084170
rs1674120
rs61897793
rs2912547
rs75530230
rs56281468
rs182193976
rs6034162
rs987672
rs4790506
rs79715983
rs149314501
rs12191730
rs1331432
All − MR Egger
All − Inverse variance weighted
−1.0
−0.5
0.0
0.5
1.0
MR effect size for
'Docosatrienoate (22:3n3) levels' on 'DERMATOPHYTOSIS'

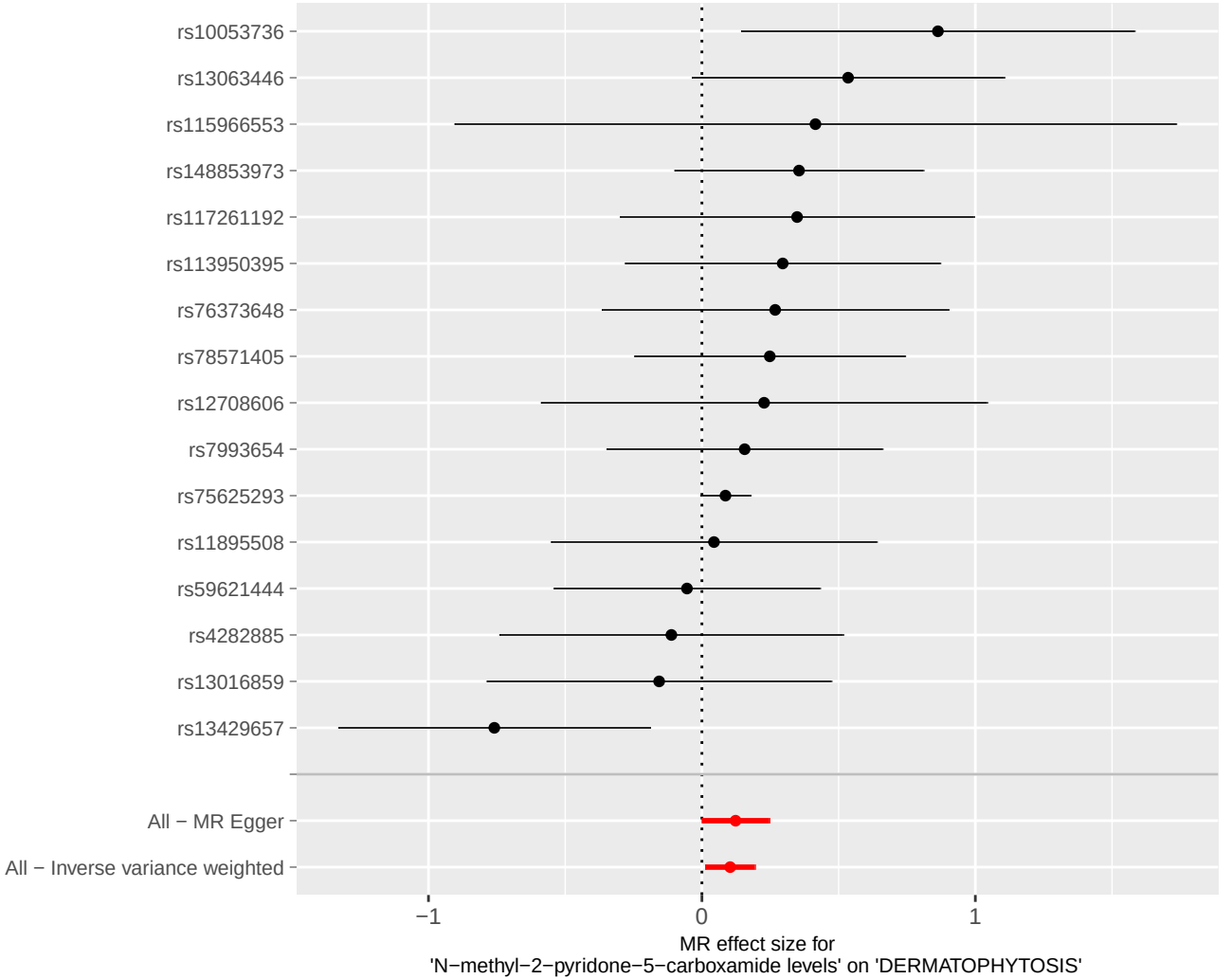
rs10053736
rs13063446
rs115966553
rs148853973
rs117261192
rs113950395
rs76373648
rs78571405
rs12708606
rs7993654
rs75625293
rs11895508
rs59621444
rs4282885
rs13016859
rs13429657
All − MR Egger
All − Inverse variance weighted
−1
0
1
MR effect size for
'N−methyl−2−pyridone−5−carboxamide levels' on 'DERMATOPHYTOSIS'

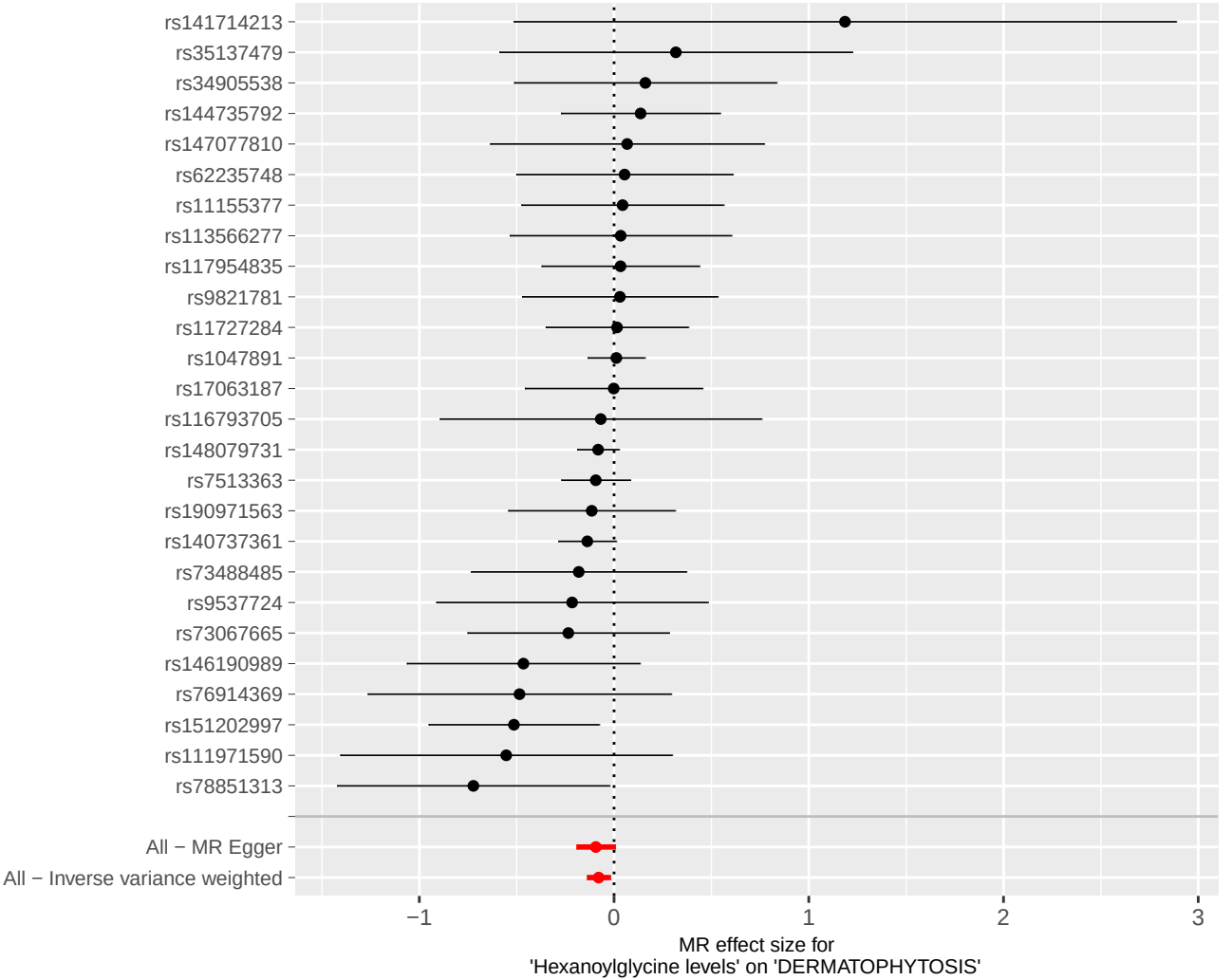
rs141714213
rs35137479
rs34905538
rs144735792
rs147077810
rs62235748
rs11155377
rs113566277
rs117954835
rs9821781
rs11727284
rs1047891
rs17063187
rs116793705
rs148079731
rs7513363
rs190971563
rs140737361
rs73488485
rs9537724
rs73067665
rs146190989
rs76914369
rs151202997
rs111971590
rs78851313
All − MR Egger
All − Inverse variance weighted
−1
0
1
2
3
MR effect size for
'Hexanoylglycine levels' on 'DERMATOPHYTOSIS'

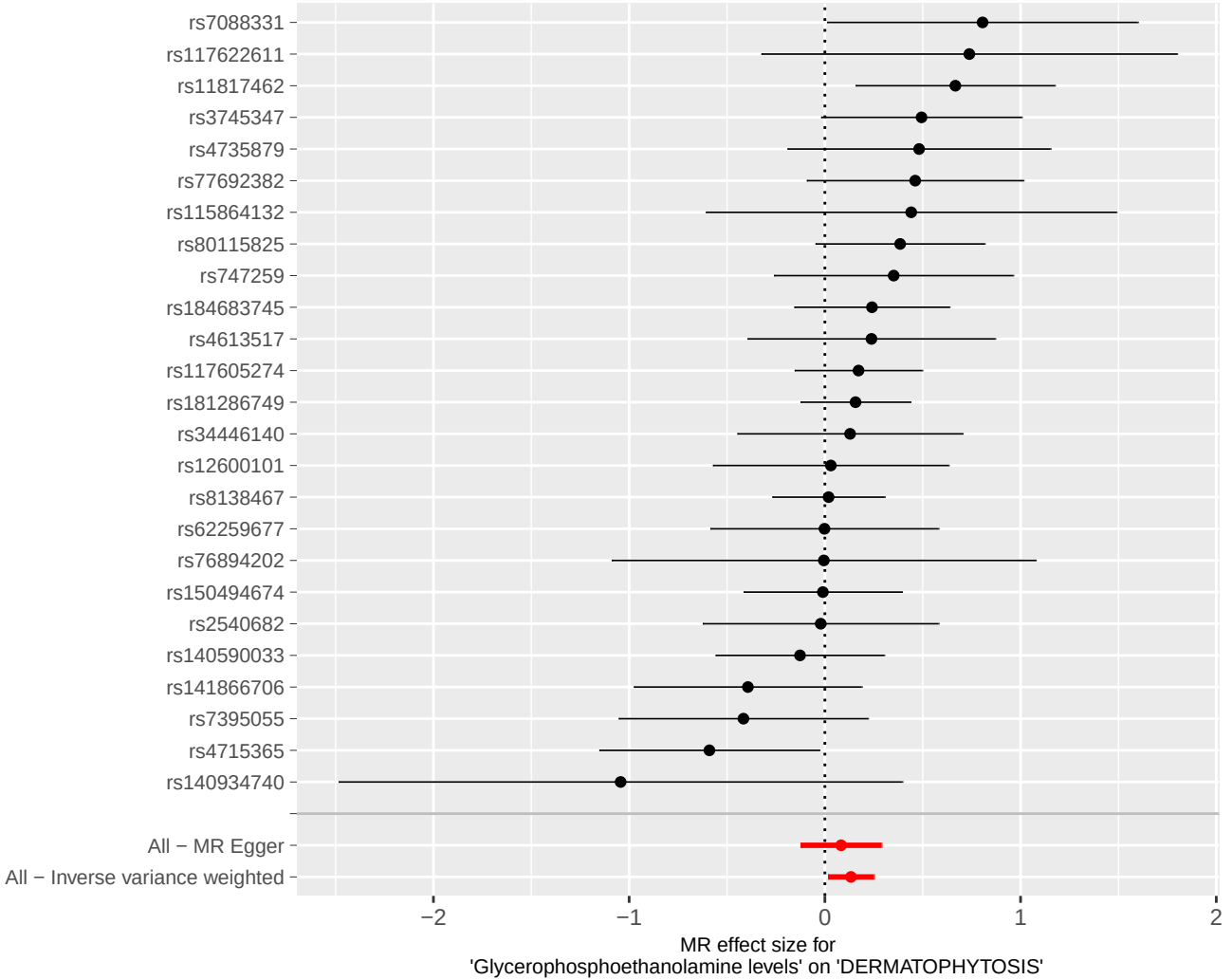
rs7088331
rs117622611
rs11817462
rs3745347
rs4735879
rs77692382
rs115864132
rs80115825
rs747259
rs184683745
rs4613517
rs117605274
rs181286749
rs34446140
rs12600101
rs8138467
rs62259677
rs76894202
rs150494674
rs2540682
rs140590033
rs141866706
rs7395055
rs4715365
rs140934740
All − MR Egger
All − Inverse variance weighted
−2
−1
0
1
2
MR effect size for
'Glycerophosphoethanolamine levels' on 'DERMATOPHYTOSIS'

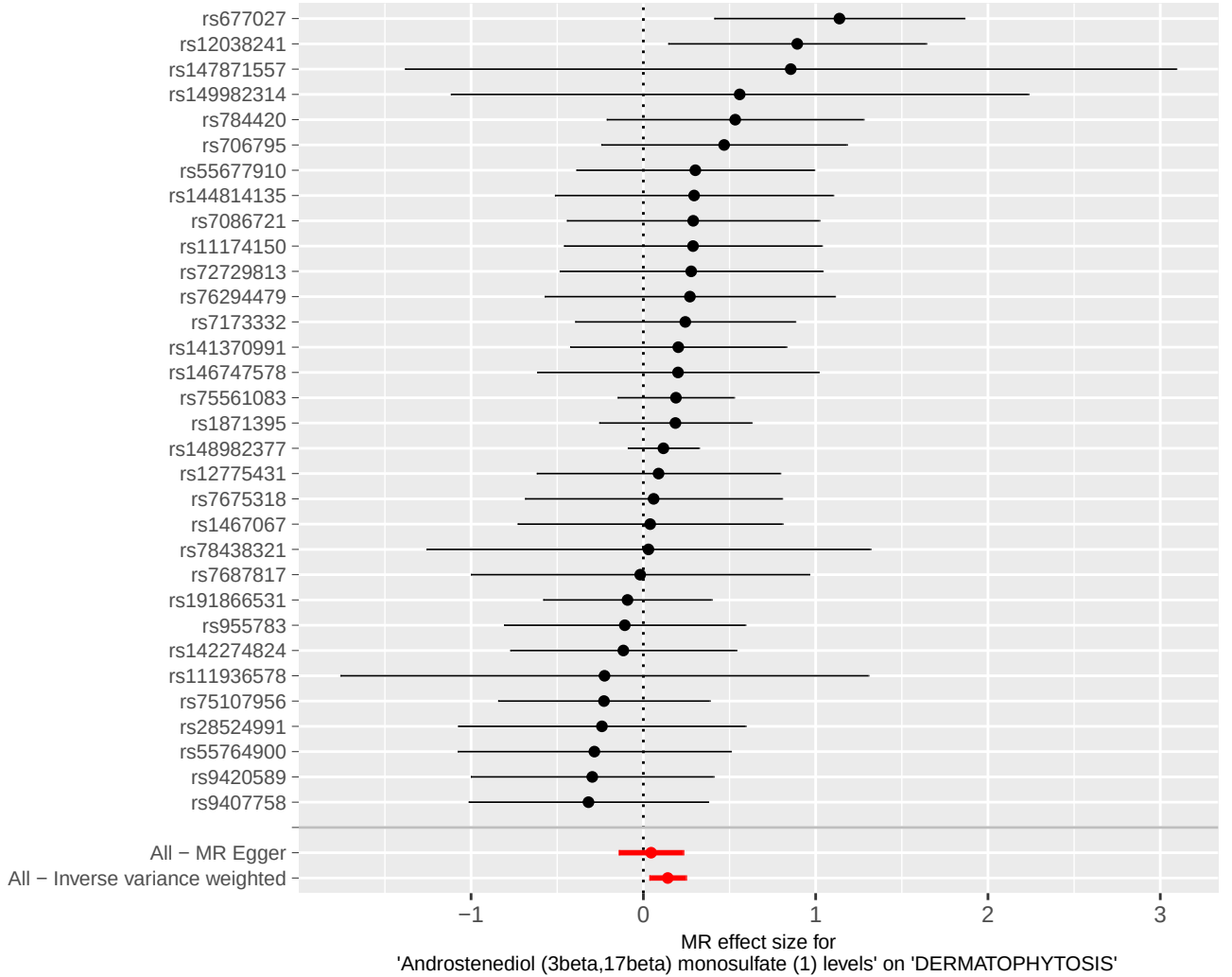
rs677027
rs12038241
rs147871557
rs149982314
rs784420
rs706795
rs55677910
rs144814135
rs7086721
rs11174150
rs72729813
rs76294479
rs7173332
rs141370991
rs146747578
rs75561083
rs1871395
rs148982377
rs12775431
rs7675318
rs1467067
rs78438321
rs7687817
rs191866531
rs955783
rs142274824
rs111936578
rs75107956
rs28524991
rs55764900
rs9420589
rs9407758
All − MR Egger
All − Inverse variance weighted
−1
0
1
2
3
MR effect size for
'Androstenediol (3beta,17beta) monosulfate (1) levels' on 'DERMATOPHYTOSIS'

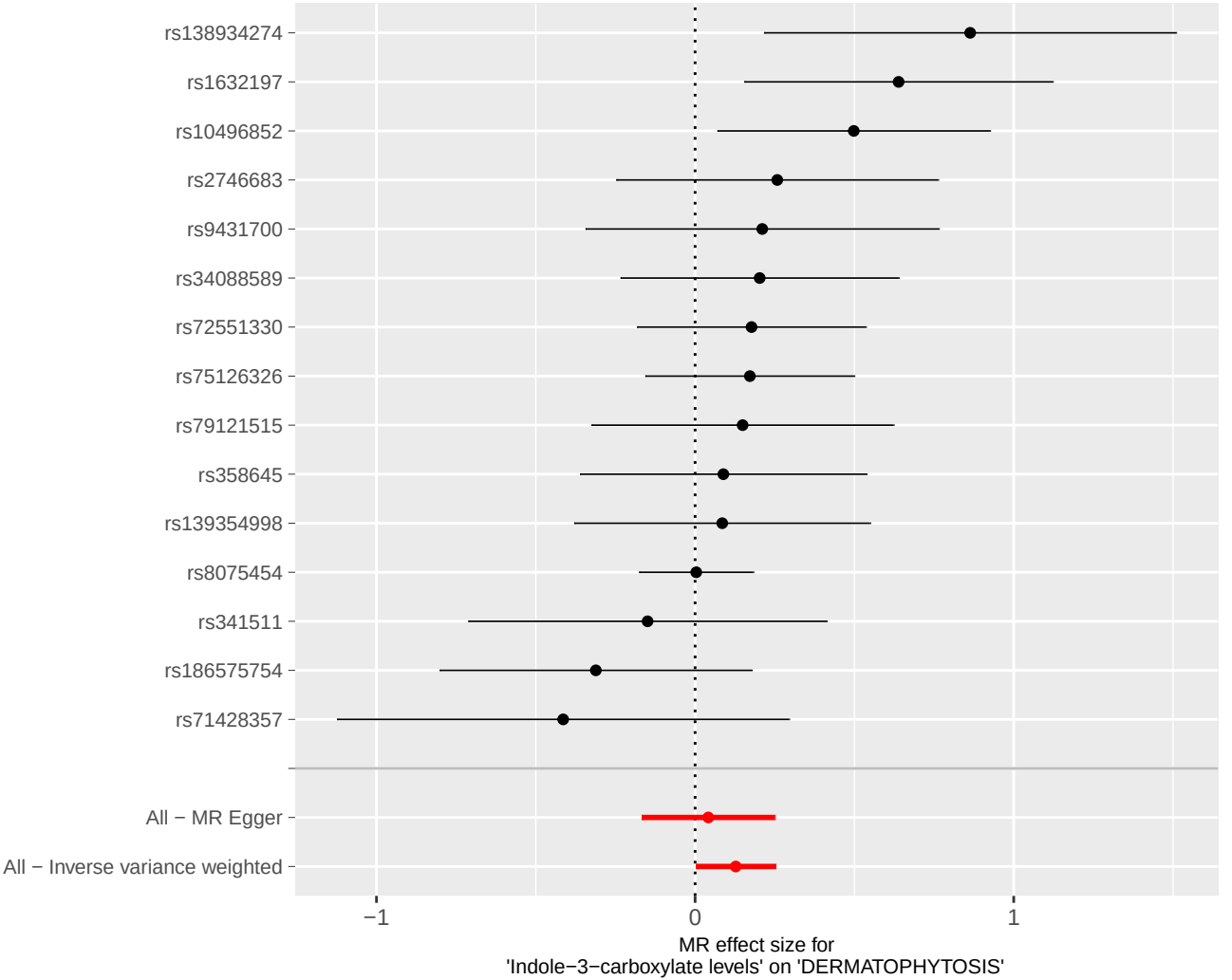
rs138934274
rs1632197
rs10496852
rs2746683
rs9431700
rs34088589
rs72551330
rs75126326
rs79121515
rs358645
rs139354998
rs8075454
rs341511
rs186575754
rs71428357
All − MR Egger
All − Inverse variance weighted
−1
0
1
MR effect size for
'Indole−3−carboxylate levels' on 'DERMATOPHYTOSIS'

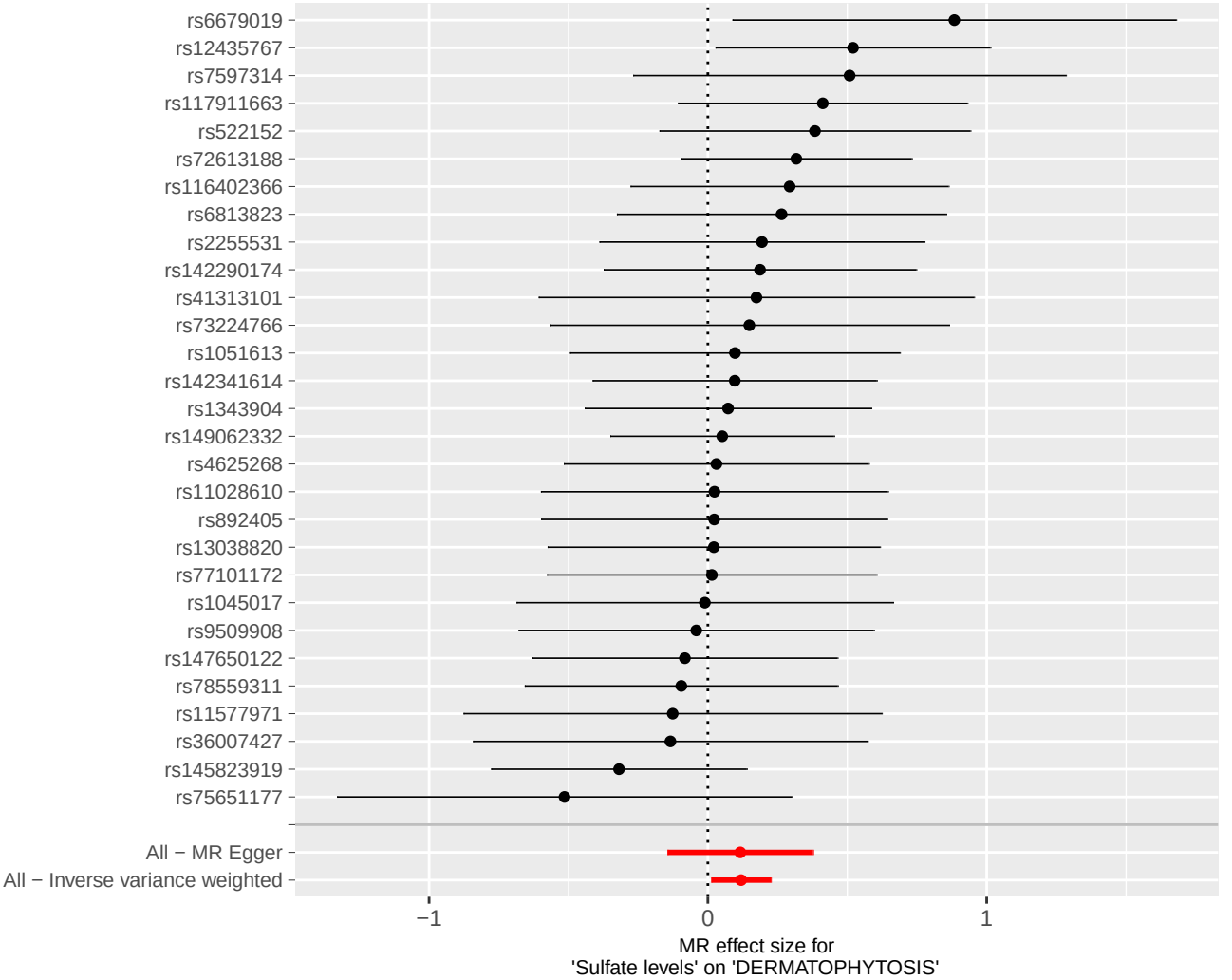
rs6679019
rs12435767
rs7597314
rs117911663
rs522152
rs72613188
rs116402366
rs6813823
rs2255531
rs142290174
rs41313101
rs73224766
rs1051613
rs142341614
rs1343904
rs149062332
rs4625268
rs11028610
rs892405
rs13038820
rs77101172
rs1045017
rs9509908
rs147650122
rs78559311
rs11577971
rs36007427
rs145823919
rs75651177
All − MR Egger
All − Inverse variance weighted
−1
0
1
MR effect size for
'Sulfate levels' on 'DERMATOPHYTOSIS'

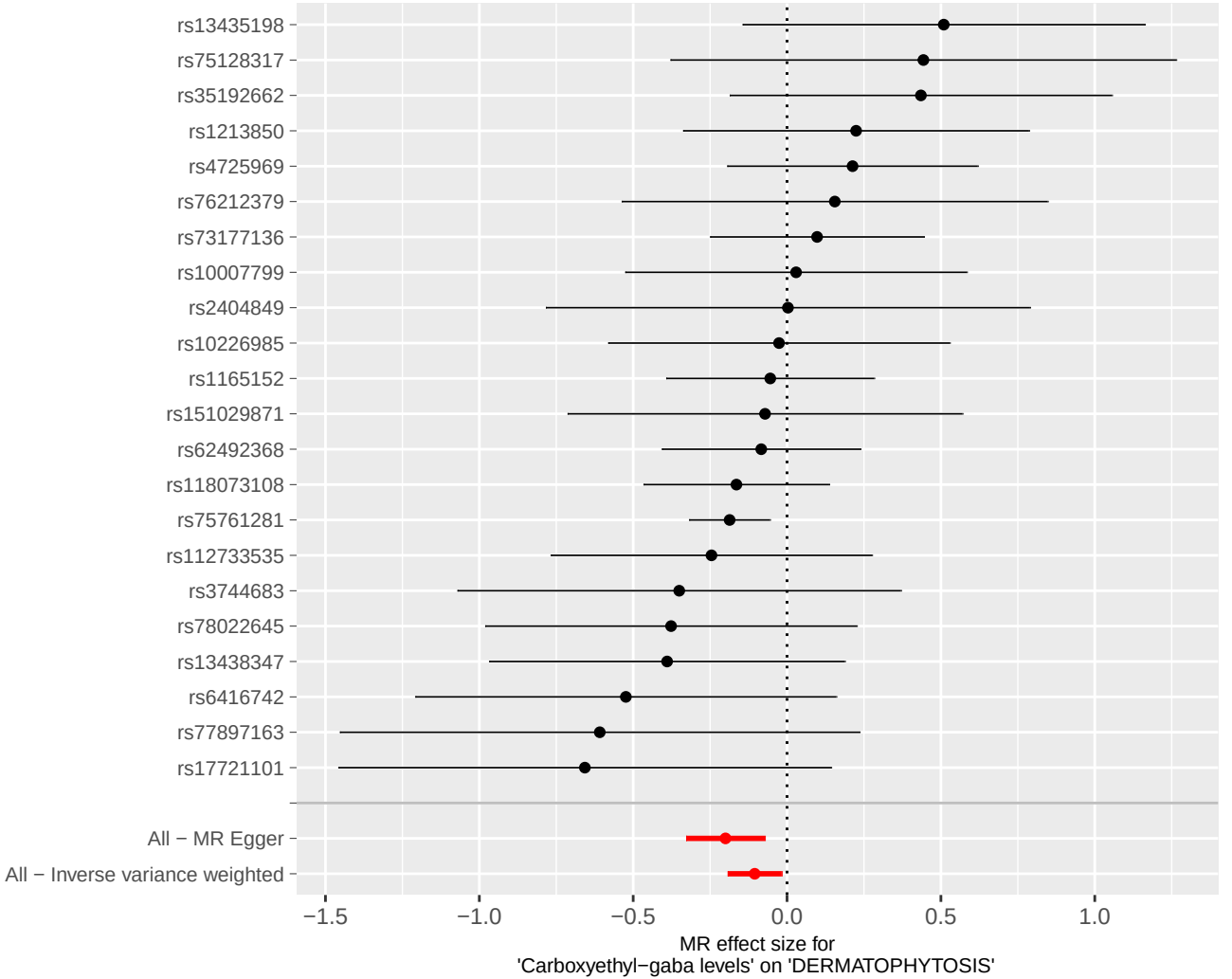
rs13435198
rs75128317
rs35192662
rs1213850
rs4725969
rs76212379
rs73177136
rs10007799
rs2404849
rs10226985
rs1165152
rs151029871
rs62492368
rs118073108
rs75761281
rs112733535
rs3744683
rs78022645
rs13438347
rs6416742
rs77897163
rs17721101
All − MR Egger
All − Inverse variance weighted
−1.5
−1.0
−0.5
0.0
0.5
1.0
MR effect size for
'Carboxyethyl−gaba levels' on 'DERMATOPHYTOSIS'

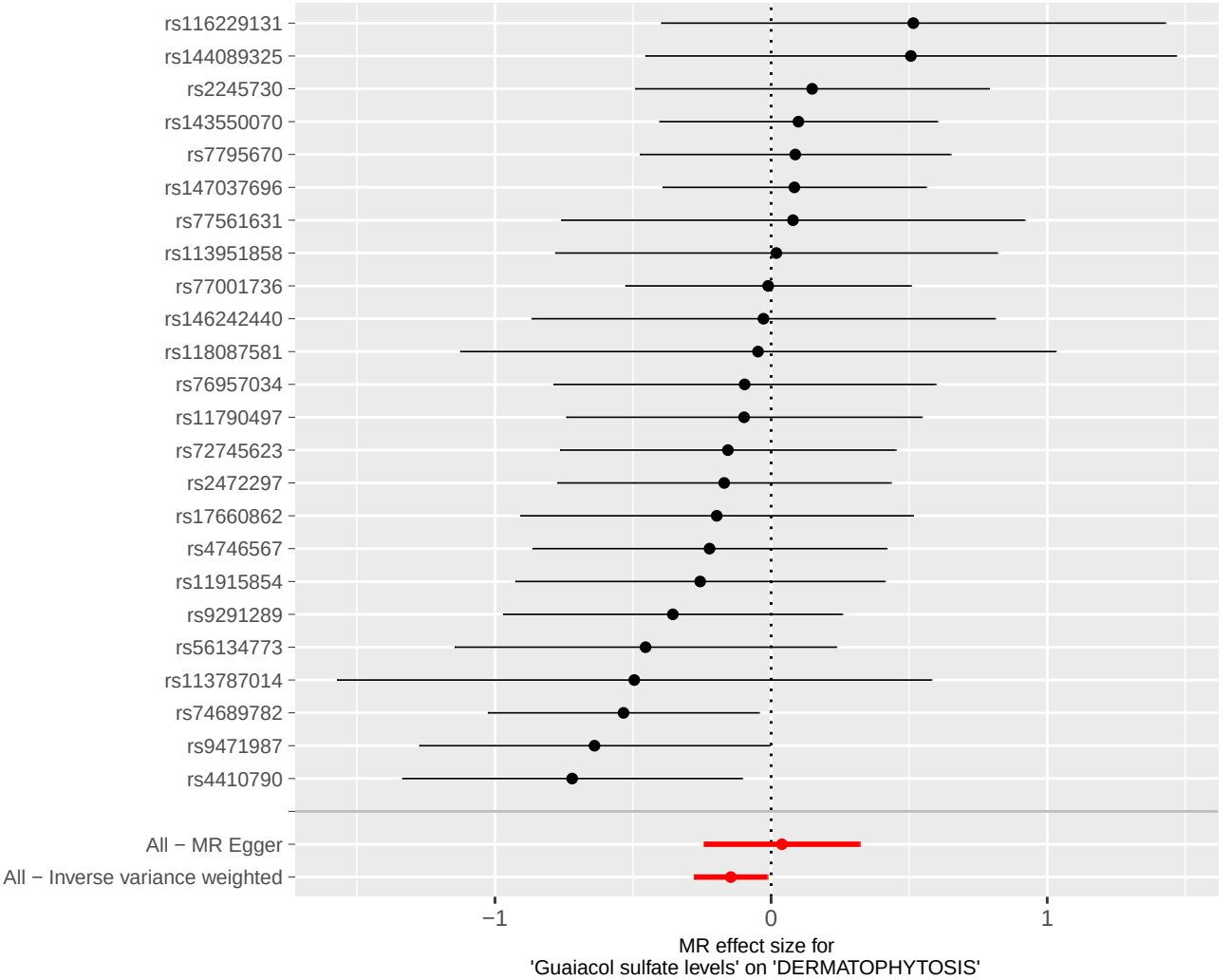
rs116229131
rs144089325
rs2245730
rs143550070
rs7795670
rs147037696
rs77561631
rs113951858
rs77001736
rs146242440
rs118087581
rs76957034
rs11790497
rs72745623
rs2472297
rs17660862
rs4746567
rs11915854
rs9291289
rs56134773
rs113787014
rs74689782
rs9471987
rs4410790
All − MR Egger
All − Inverse variance weighted
−1
0
1
MR effect size for
'Guaiacol sulfate levels' on 'DERMATOPHYTOSIS'

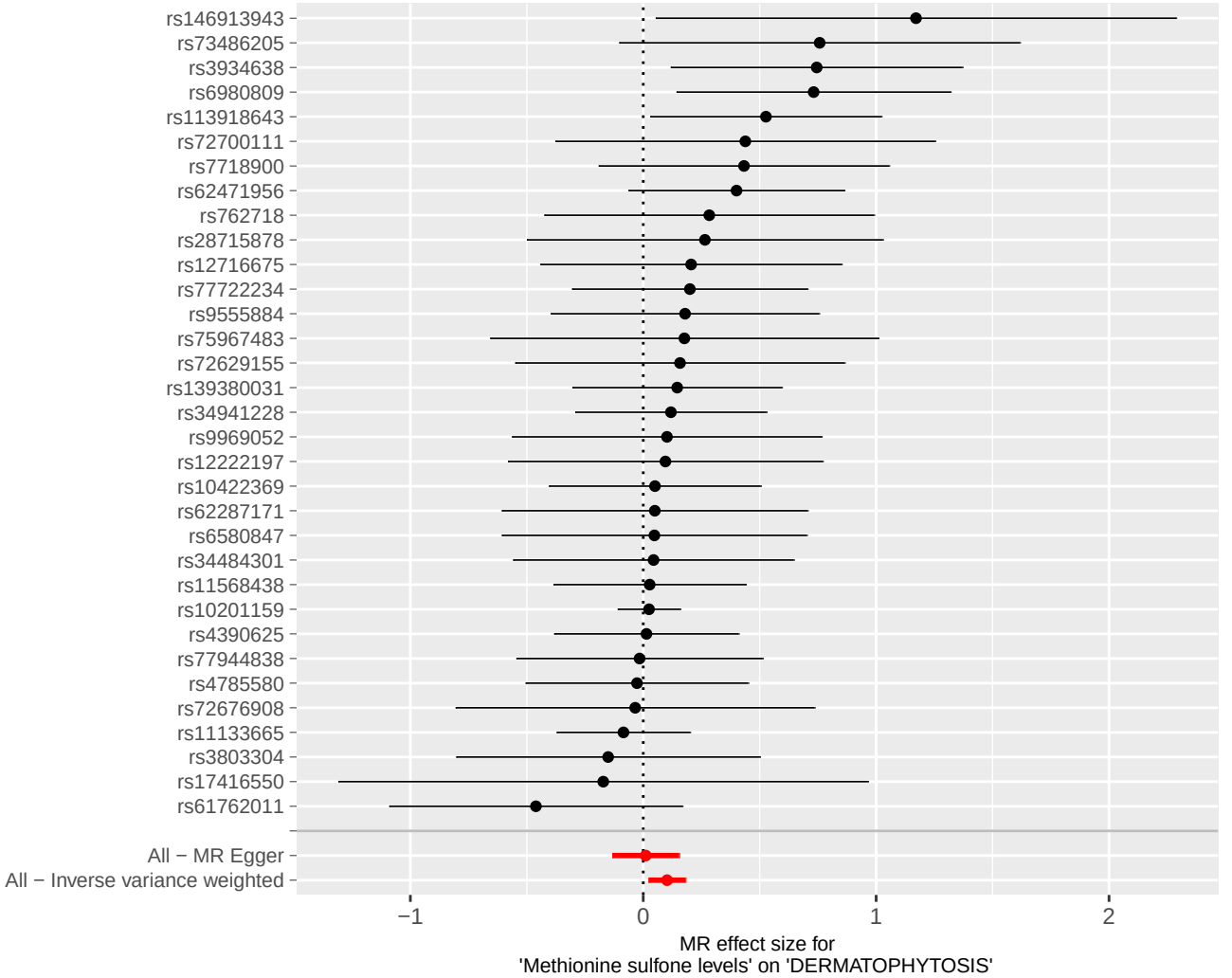
rs146913943
rs73486205
rs3934638
rs6980809
rs113918643
rs72700111
rs7718900
rs62471956
rs762718
rs28715878
rs12716675
rs77722234
rs9555884
rs75967483
rs72629155
rs139380031
rs34941228
rs9969052
rs12222197
rs10422369
rs62287171
rs6580847
rs34484301
rs11568438
rs10201159
rs4390625
rs77944838
rs4785580
rs72676908
rs11133665
rs3803304
rs17416550
rs61762011
All − MR Egger
All − Inverse variance weighted
−1
0
1
2
MR effect size for
'Methionine sulfone levels' on 'DERMATOPHYTOSIS'

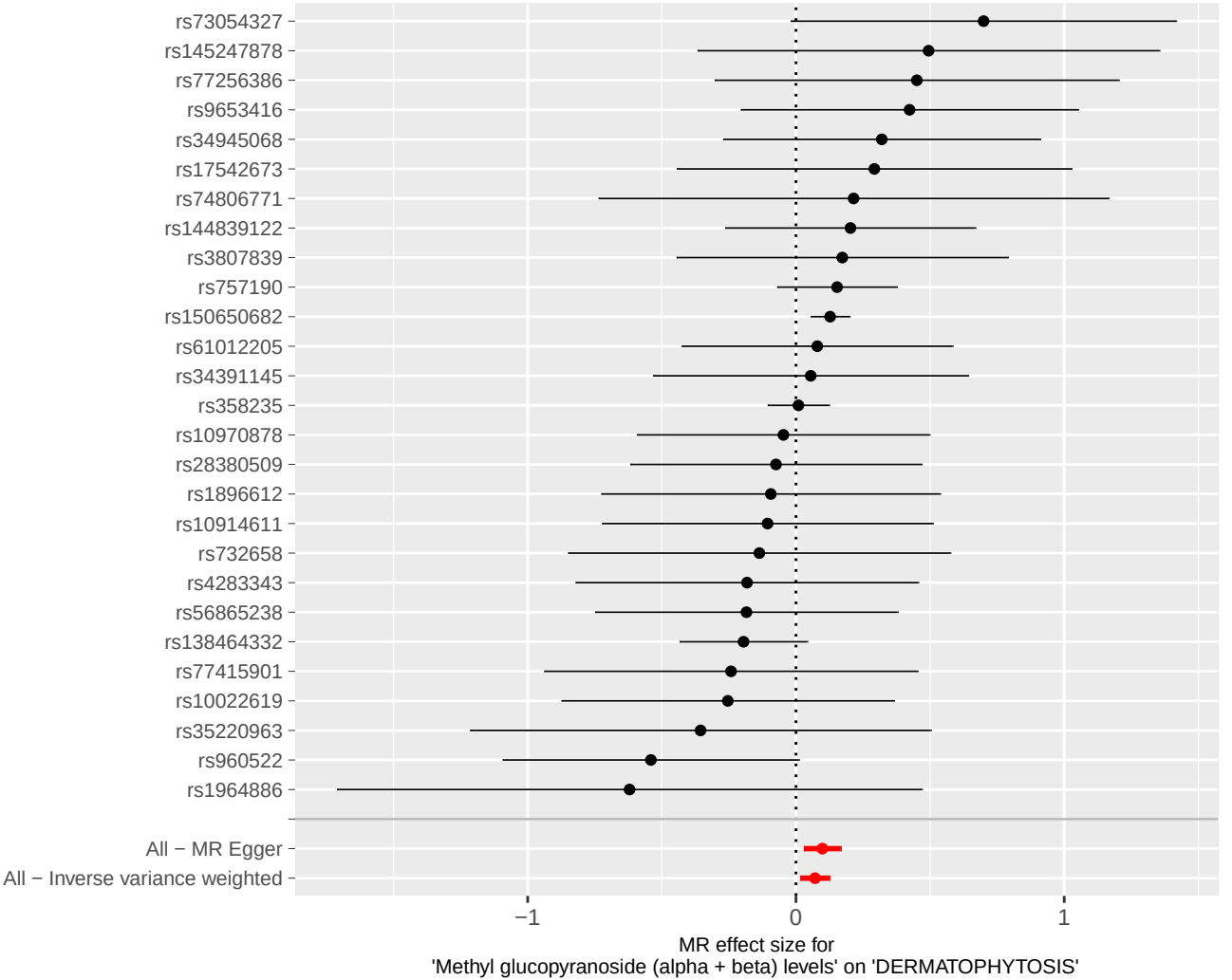
rs73054327
rs145247878
rs77256386
rs9653416
rs34945068
rs17542673
rs74806771
rs144839122
rs3807839
rs757190
rs150650682
rs61012205
rs34391145
rs358235
rs10970878
rs28380509
rs1896612
rs10914611
rs732658
rs4283343
rs56865238
rs138464332
rs77415901
rs10022619
rs35220963
rs960522
rs1964886
All − MR Egger
All − Inverse variance weighted
−1
0
1
MR effect size for
'Methyl glucopyranoside (alpha + beta) levels' on 'DERMATOPHYTOSIS'

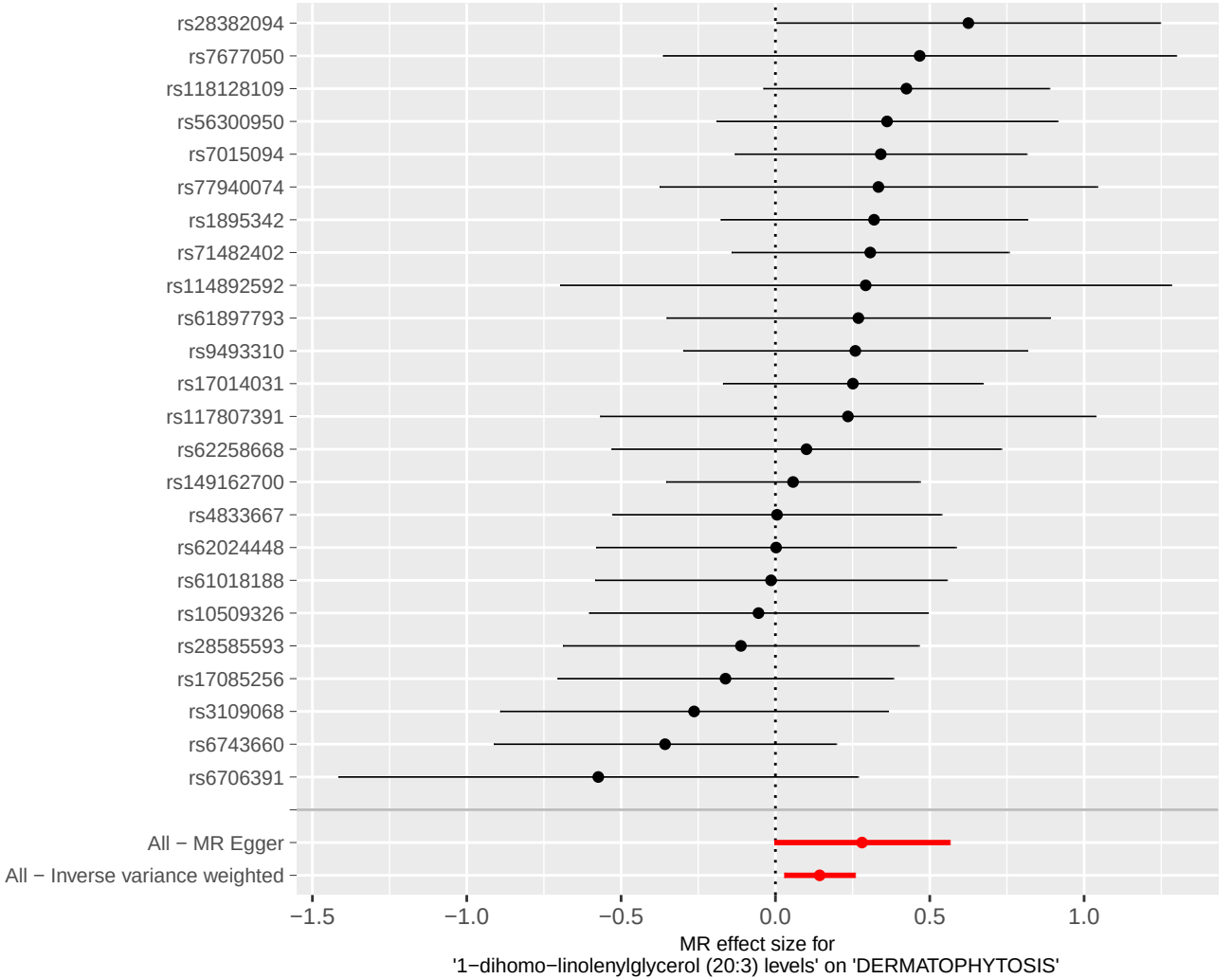
rs28382094
rs7677050
rs118128109
rs56300950
rs7015094
rs77940074
rs1895342
rs71482402
rs114892592
rs61897793
rs9493310
rs17014031
rs117807391
rs62258668
rs149162700
rs4833667
rs62024448
rs61018188
rs10509326
rs28585593
rs17085256
rs3109068
rs6743660
rs6706391
All − MR Egger
All − Inverse variance weighted
−1.5
−1.0
−0.5
0.0
0.5
1.0
MR effect size for
'1−dihomo−linolenylglycerol (20:3) levels' on 'DERMATOPHYTOSIS'

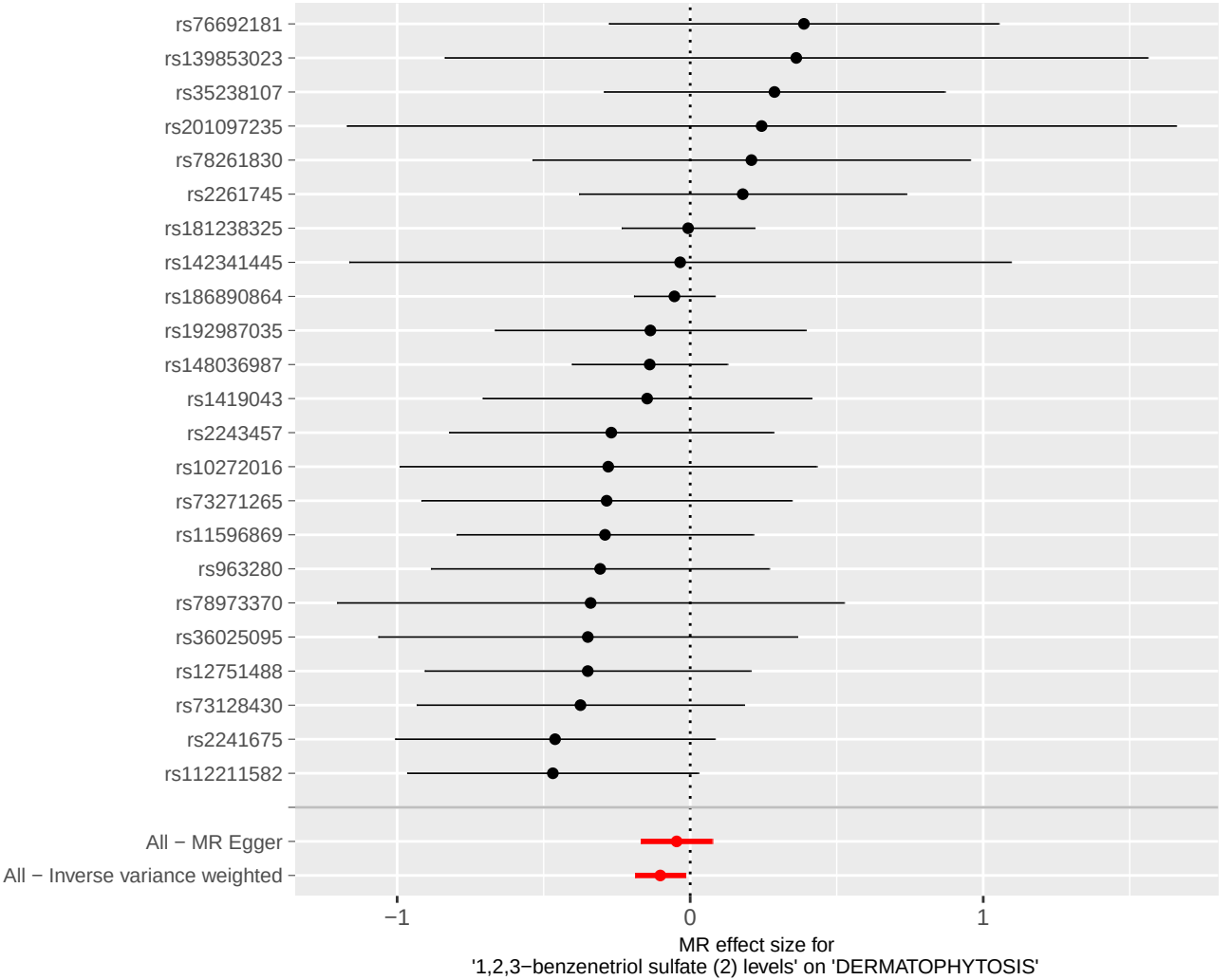
rs76692181
rs139853023
rs35238107
rs201097235
rs78261830
rs2261745
rs181238325
rs142341445
rs186890864
rs192987035
rs148036987
rs1419043
rs2243457
rs10272016
rs73271265
rs11596869
rs963280
rs78973370
rs36025095
rs12751488
rs73128430
rs2241675
rs112211582
All − MR Egger
All − Inverse variance weighted
−1
0
1
MR effect size for
'1,2,3−benzenetriol sulfate (2) levels' on 'DERMATOPHYTOSIS'

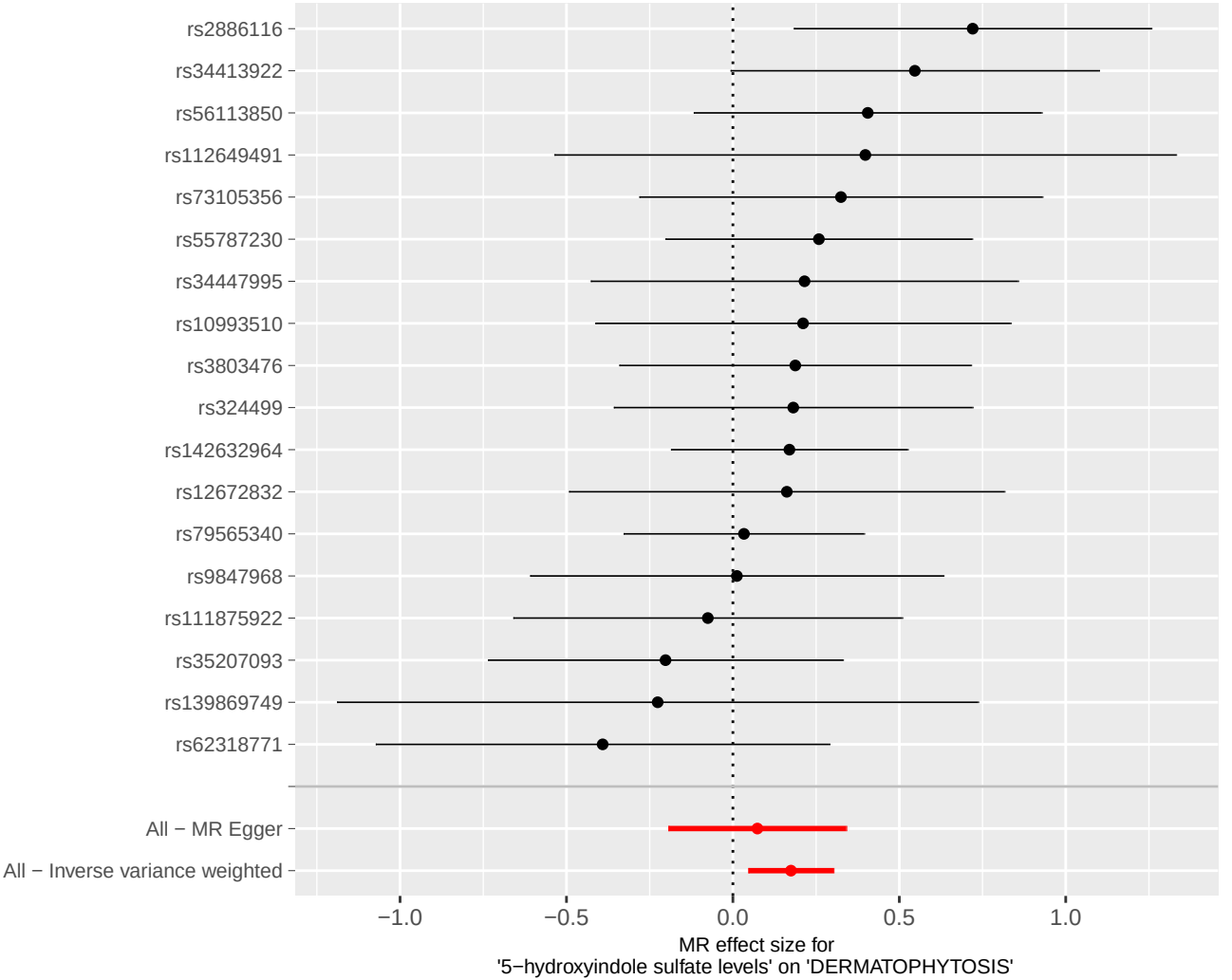
rs2886116
rs34413922
rs56113850
rs112649491
rs73105356
rs55787230
rs34447995
rs10993510
rs3803476
rs324499
rs142632964
rs12672832
rs79565340
rs9847968
rs111875922
rs35207093
rs139869749
rs62318771
All − MR Egger
All − Inverse variance weighted
−1.0
−0.5
0.0
0.5
1.0
MR effect size for
'5−hydroxyindole sulfate levels' on 'DERMATOPHYTOSIS'

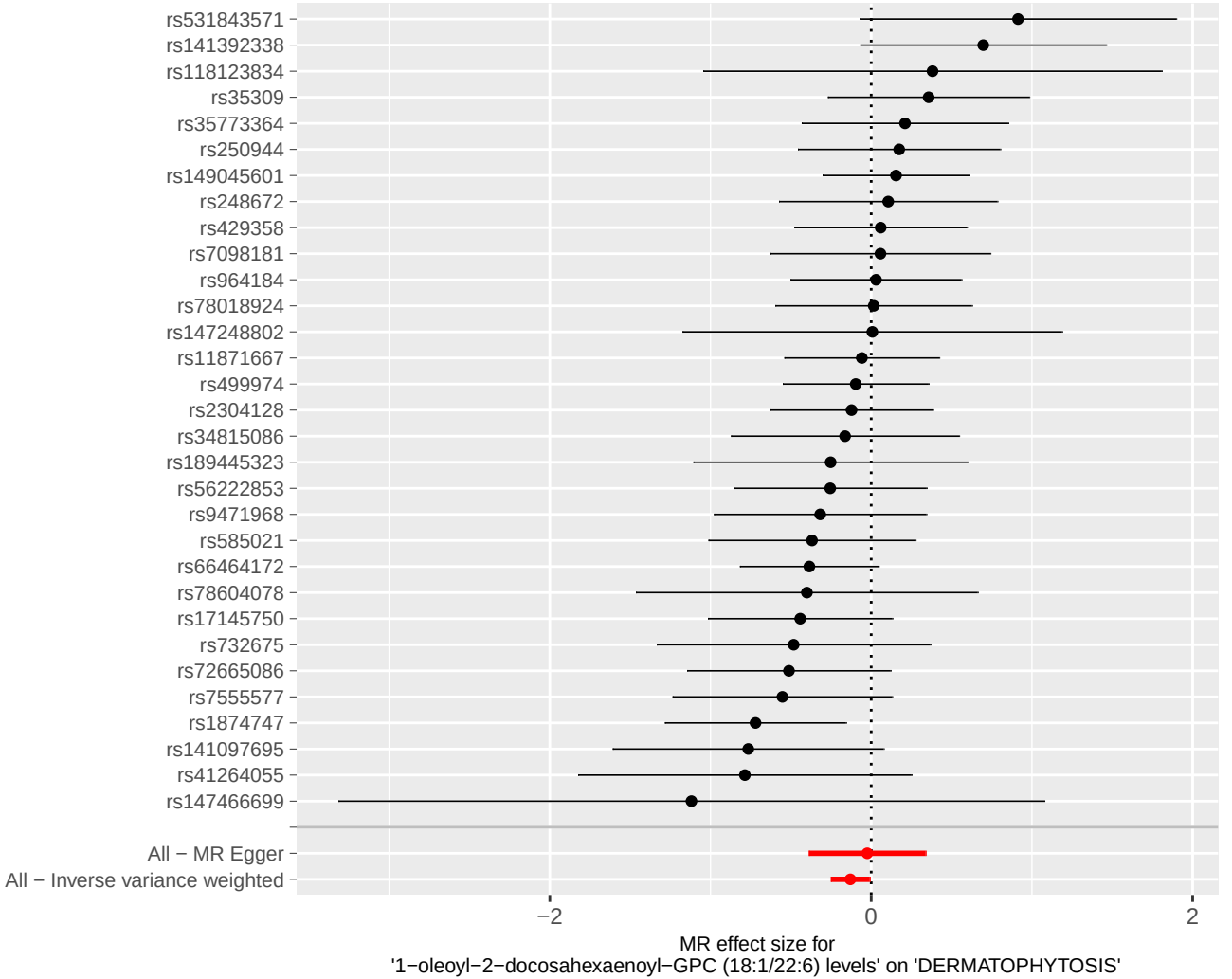
rs531843571
rs141392338
rs118123834
rs35309
rs35773364
rs250944
rs149045601
rs248672
rs429358
rs7098181
rs964184
rs78018924
rs147248802
rs11871667
rs499974
rs2304128
rs34815086
rs189445323
rs56222853
rs9471968
rs585021
rs66464172
rs78604078
rs17145750
rs732675
rs72665086
rs7555577
rs1874747
rs141097695
rs41264055
rs147466699
All − MR Egger
All − Inverse variance weighted
−2
0
2
MR effect size for
'1−oleoyl−2−docosahexaenoyl−GPC (18:1/22:6) levels' on 'DERMATOPHYTOSIS'

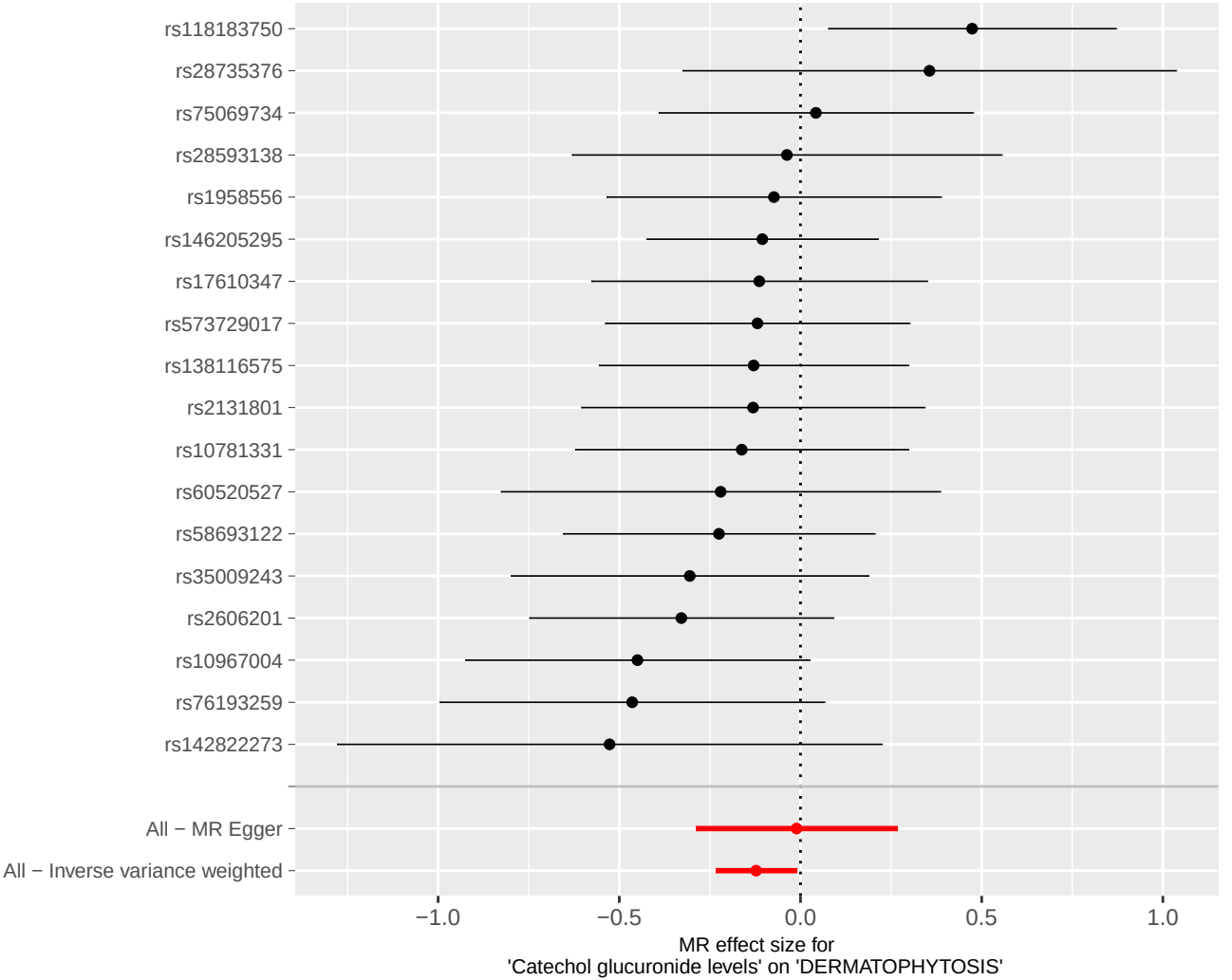
rs118183750
rs28735376
rs75069734
rs28593138
rs1958556
rs146205295
rs17610347
rs573729017
rs138116575
rs2131801
rs10781331
rs60520527
rs58693122
rs35009243
rs2606201
rs10967004
rs76193259
rs142822273
All − MR Egger
All − Inverse variance weighted
−1.0
−0.5
0.0
0.5
1.0
MR effect size for
'Catechol glucuronide levels' on 'DERMATOPHYTOSIS'

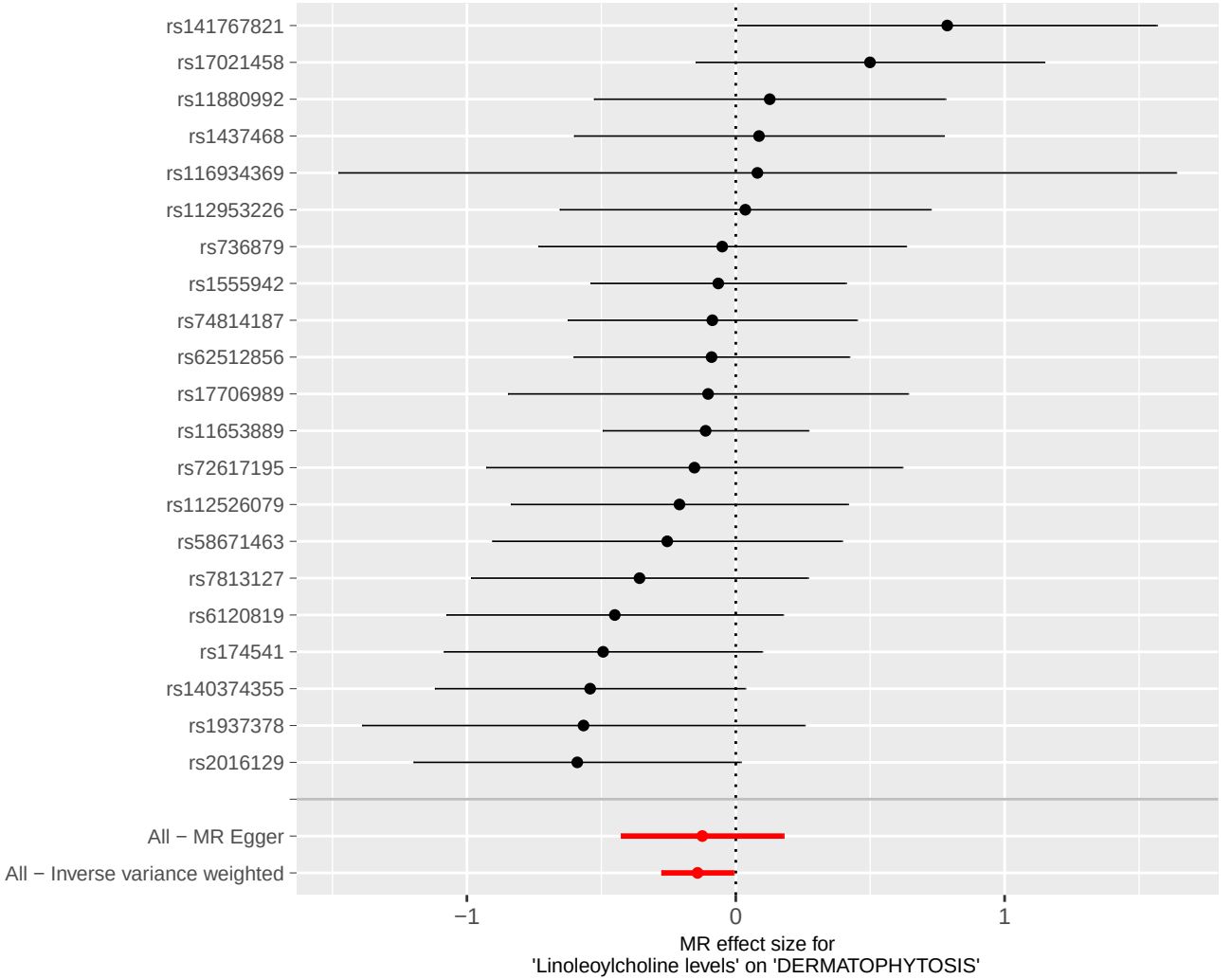
rs141767821
rs17021458
rs11880992
rs1437468
rs116934369
rs112953226
rs736879
rs1555942
rs74814187
rs62512856
rs17706989
rs11653889
rs72617195
rs112526079
rs58671463
rs7813127
rs6120819
rs174541
rs140374355
rs1937378
rs2016129
All − MR Egger
All − Inverse variance weighted
−1
0
1
MR effect size for
'Linoleoylcholine levels' on 'DERMATOPHYTOSIS'

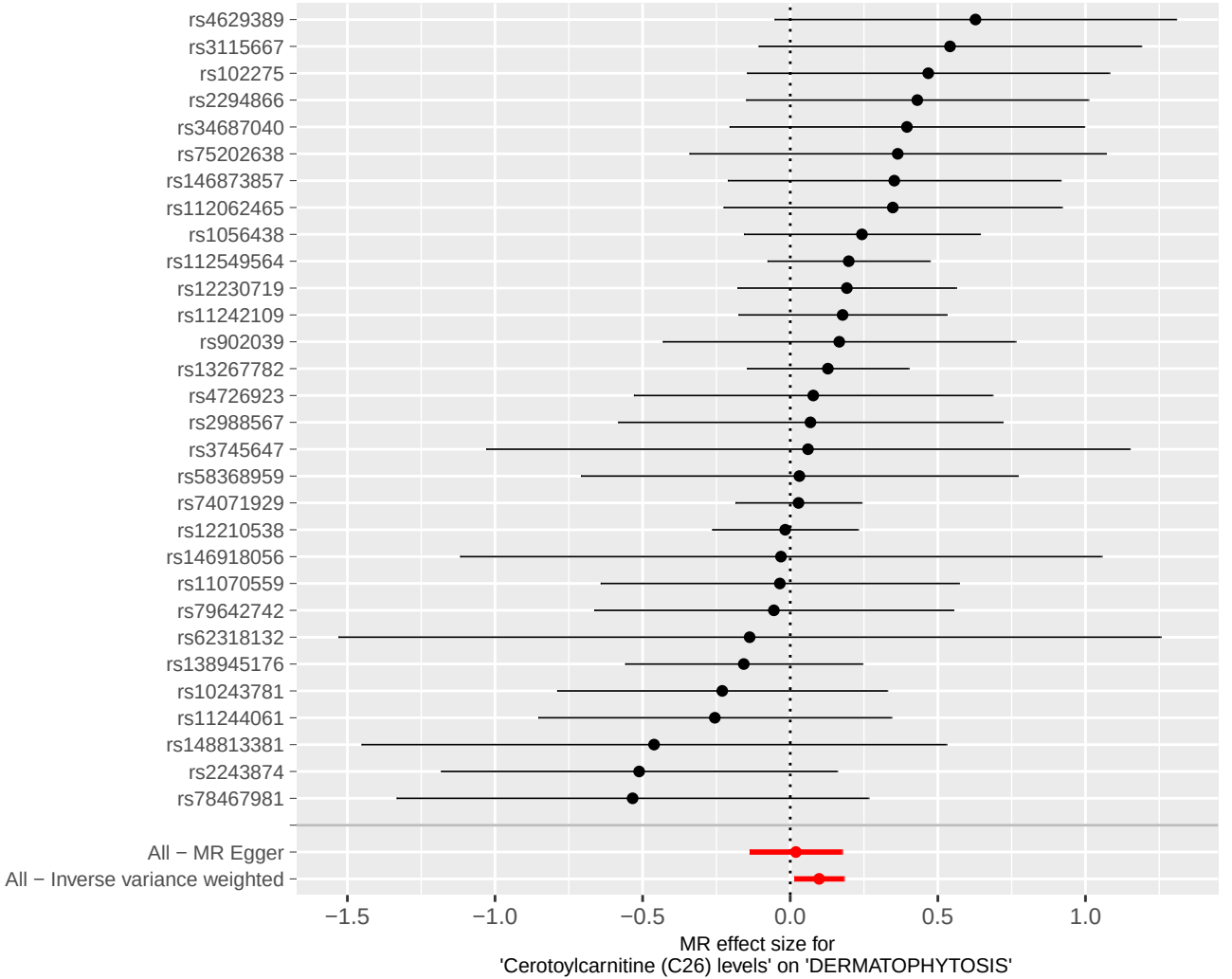
rs4629389
rs3115667
rs102275
rs2294866
rs34687040
rs75202638
rs146873857
rs112062465
rs1056438
rs112549564
rs12230719
rs11242109
rs902039
rs13267782
rs4726923
rs2988567
rs3745647
rs58368959
rs74071929
rs12210538
rs146918056
rs11070559
rs79642742
rs62318132
rs138945176
rs10243781
rs11244061
rs148813381
rs2243874
rs78467981
All − MR Egger
All − Inverse variance weighted
−1.5
−1.0
−0.5
0.0
0.5
1.0
MR effect size for
'Cerotoylcarnitine (C26) levels' on 'DERMATOPHYTOSIS'

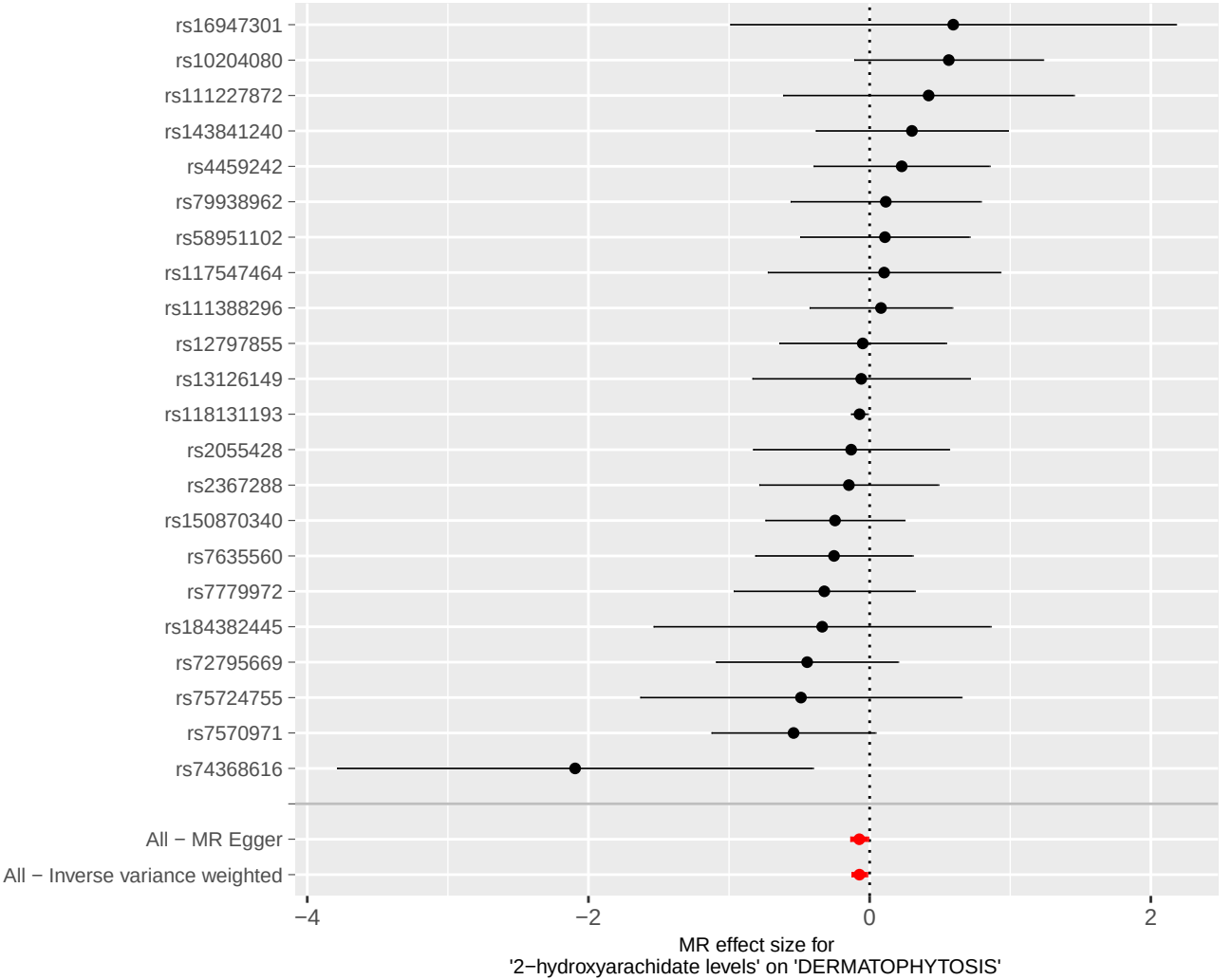
rs16947301
rs10204080
rs111227872
rs143841240
rs4459242
rs79938962
rs58951102
rs117547464
rs111388296
rs12797855
rs13126149
rs118131193
rs2055428
rs2367288
rs150870340
rs7635560
rs7779972
rs184382445
rs72795669
rs75724755
rs7570971
rs74368616
All − MR Egger
All − Inverse variance weighted
−4
−2
0
2
MR effect size for
'2−hydroxyarachidate levels' on 'DERMATOPHYTOSIS'

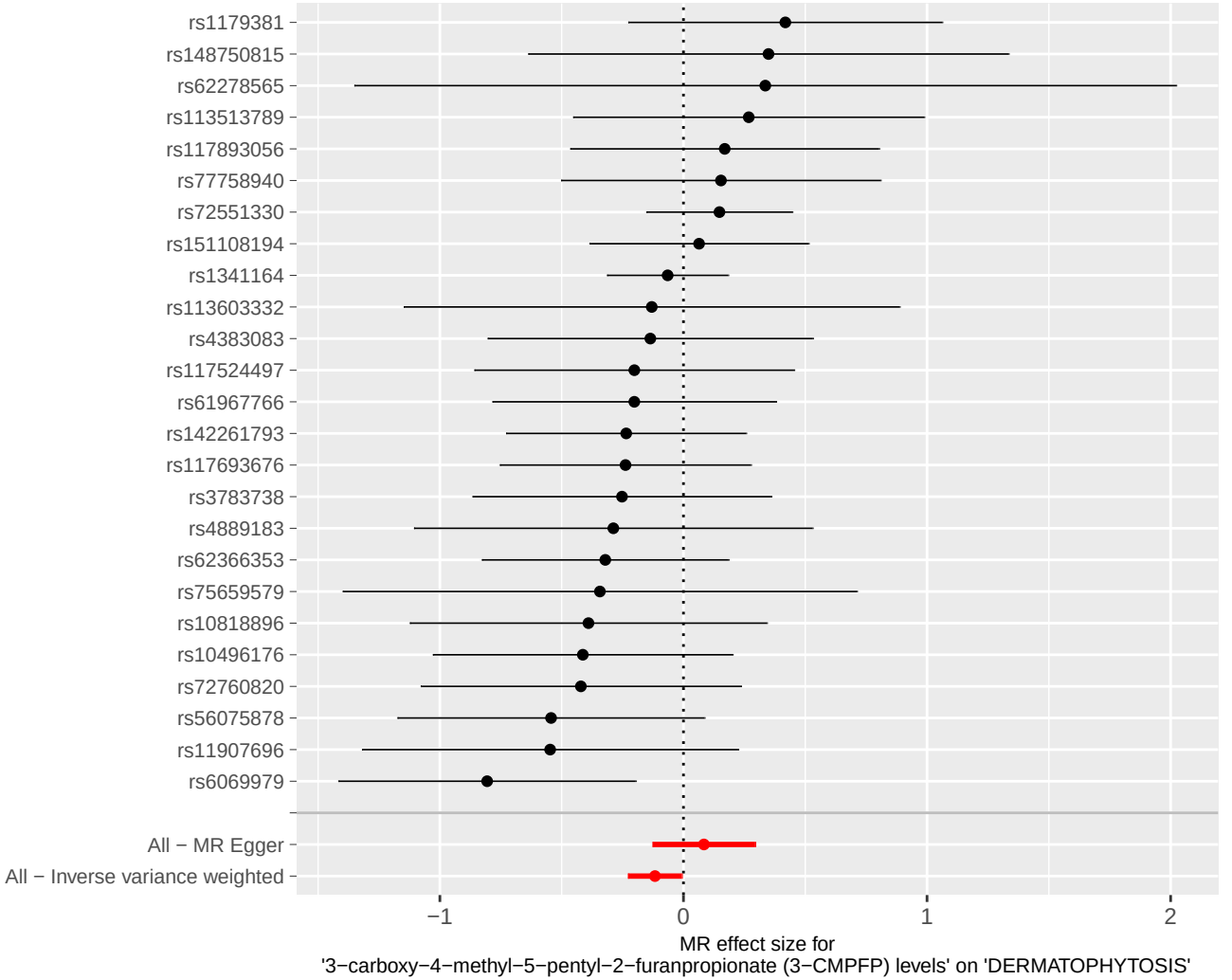
rs1179381
rs148750815
rs62278565
rs113513789
rs117893056
rs77758940
rs72551330
rs151108194
rs1341164
rs113603332
rs4383083
rs117524497
rs61967766
rs142261793
rs117693676
rs3783738
rs4889183
rs62366353
rs75659579
rs10818896
rs10496176
rs72760820
rs56075878
rs11907696
rs6069979
All − MR Egger
All − Inverse variance weighted
−1
0
1
2
MR effect size for
'3−carboxy−4−methyl−5−pentyl−2−furanpropionate (3−CMPFP) levels' on 'DERMATOPHYTOSIS'

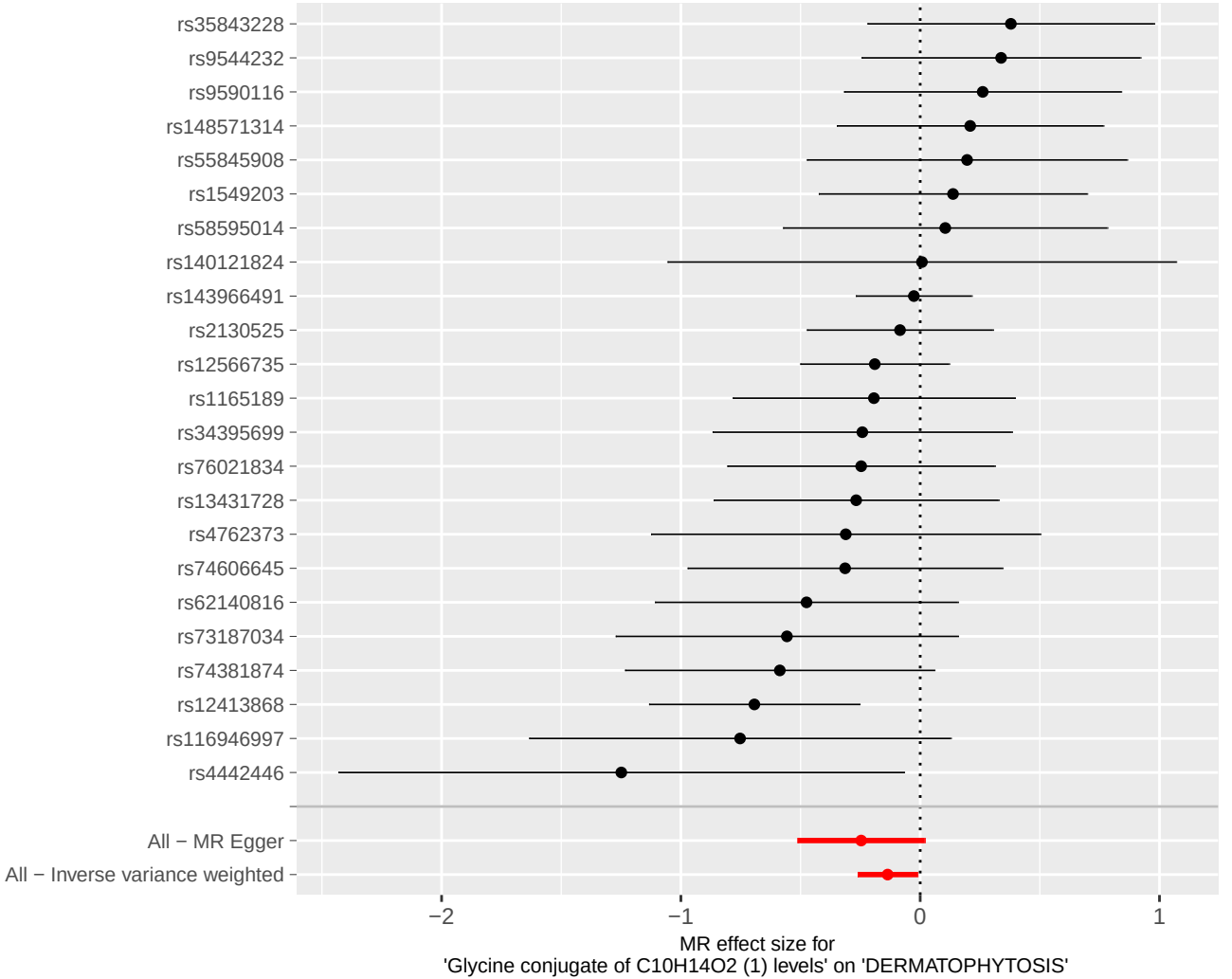
rs35843228
rs9544232
rs9590116
rs148571314
rs55845908
rs1549203
rs58595014
rs140121824
rs143966491
rs2130525
rs12566735
rs1165189
rs34395699
rs76021834
rs13431728
rs4762373
rs74606645
rs62140816
rs73187034
rs74381874
rs12413868
rs116946997
rs4442446
All − MR Egger
All − Inverse variance weighted
−2
−1
0
1
MR effect size for
'Glycine conjugate of C10H14O2 (1) levels' on 'DERMATOPHYTOSIS'

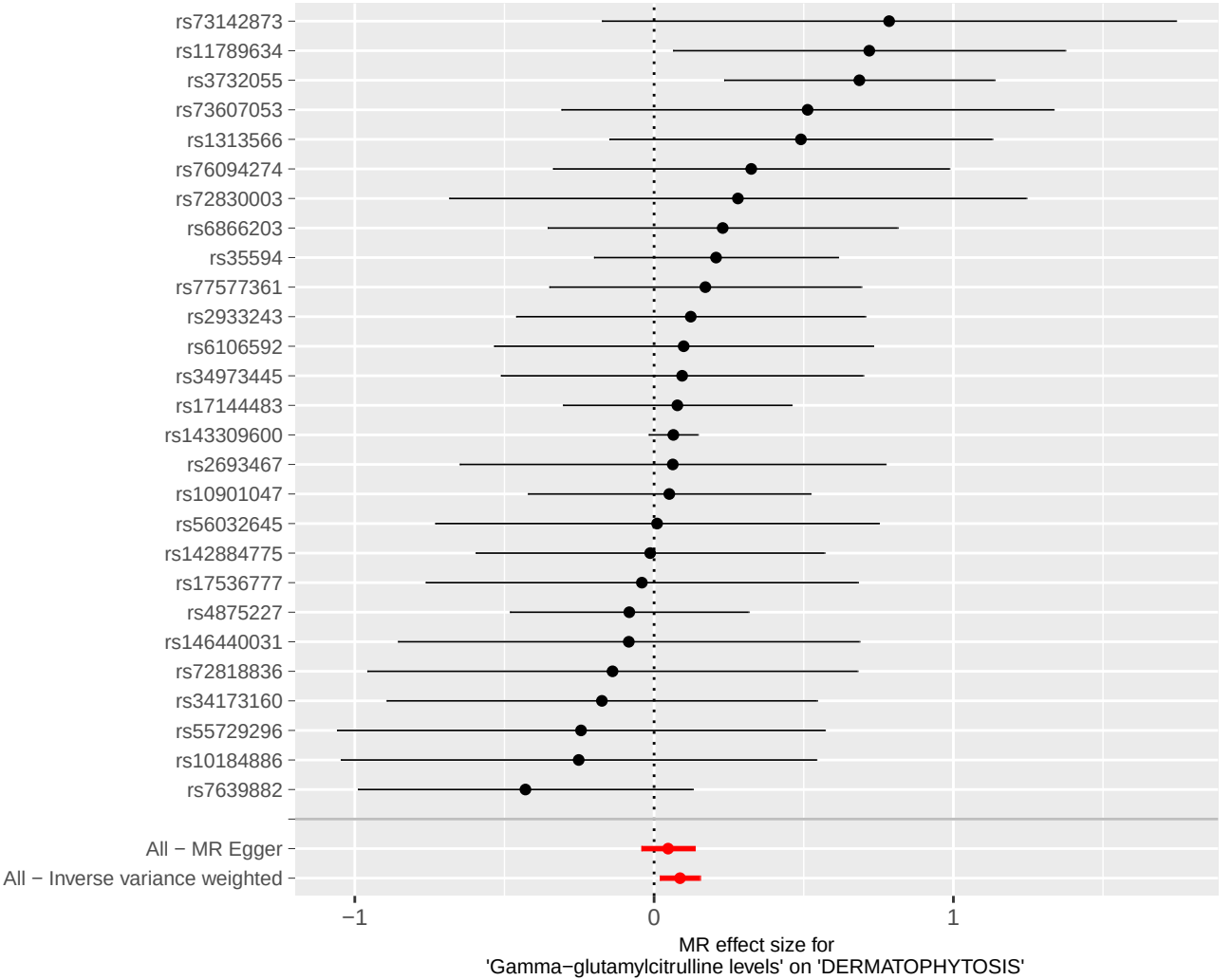
rs73142873
rs11789634
rs3732055
rs73607053
rs1313566
rs76094274
rs72830003
rs6866203
rs35594
rs77577361
rs2933243
rs6106592
rs34973445
rs17144483
rs143309600
rs2693467
rs10901047
rs56032645
rs142884775
rs17536777
rs4875227
rs146440031
rs72818836
rs34173160
rs55729296
rs10184886
rs7639882
All − MR Egger
All − Inverse variance weighted
−1
0
1
MR effect size for
'Gamma−glutamylcitrulline levels' on 'DERMATOPHYTOSIS'

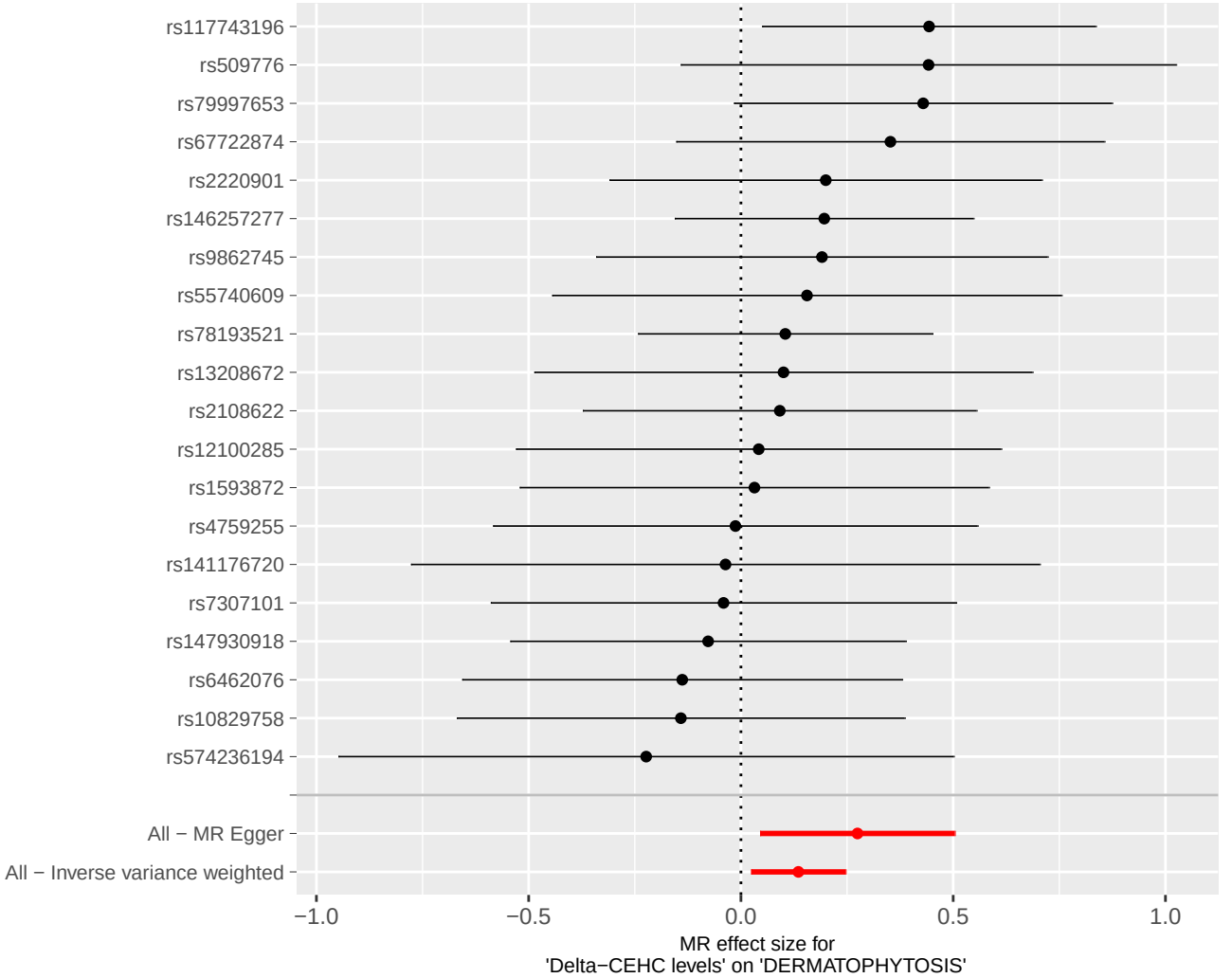
rs117743196
rs509776
rs79997653
rs67722874
rs2220901
rs146257277
rs9862745
rs55740609
rs78193521
rs13208672
rs2108622
rs12100285
rs1593872
rs4759255
rs141176720
rs7307101
rs147930918
rs6462076
rs10829758
rs574236194
All − MR Egger
All − Inverse variance weighted
−1.0
−0.5
0.0
0.5
1.0
MR effect size for
'Delta−CEHC levels' on 'DERMATOPHYTOSIS'

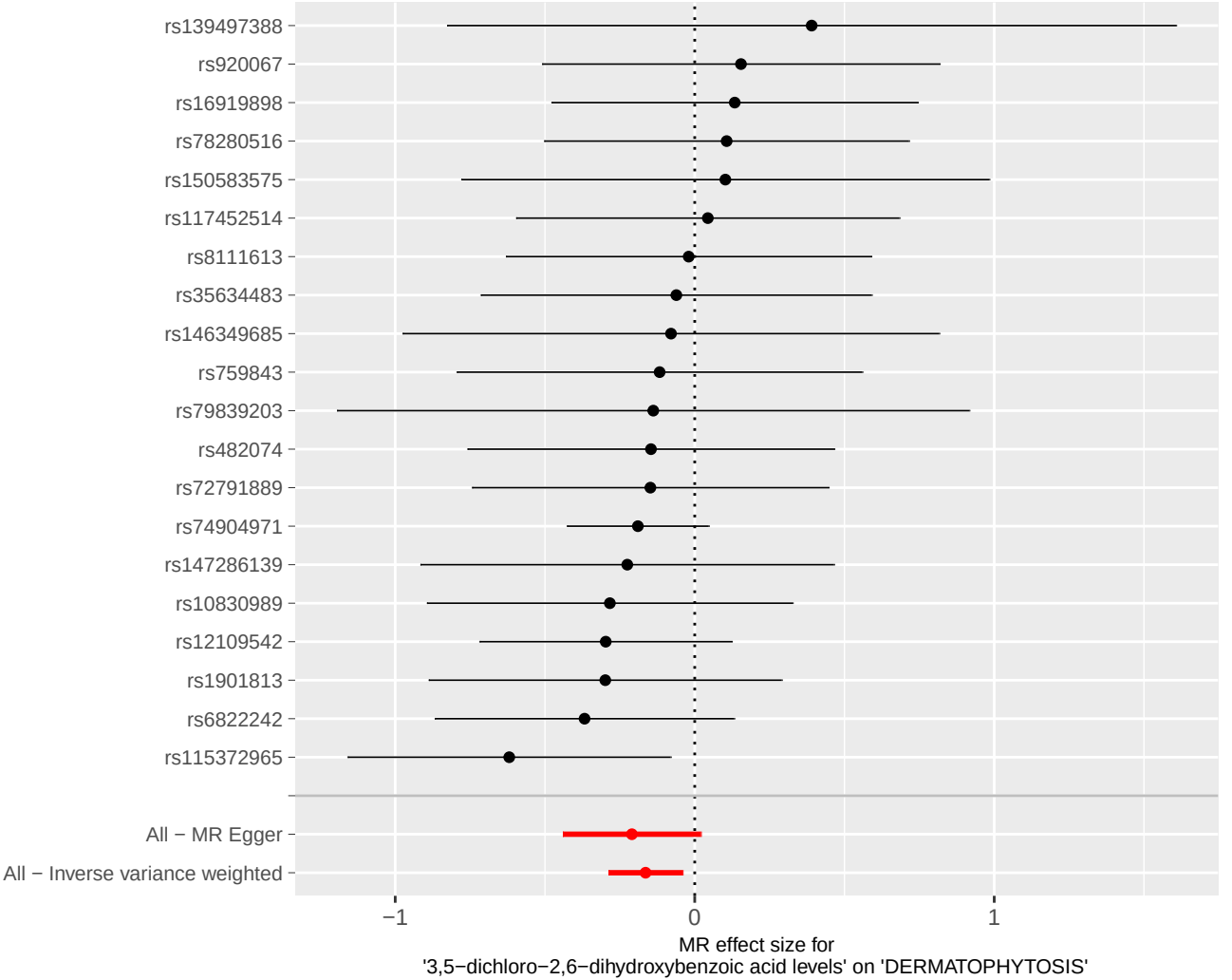
rs139497388
rs920067
rs16919898
rs78280516
rs150583575
rs117452514
rs8111613
rs35634483
rs146349685
rs759843
rs79839203
rs482074
rs72791889
rs74904971
rs147286139
rs10830989
rs12109542
rs1901813
rs6822242
rs115372965
All − MR Egger
All − Inverse variance weighted
−1
0
1
MR effect size for
'3,5−dichloro−2,6−dihydroxybenzoic acid levels' on 'DERMATOPHYTOSIS'

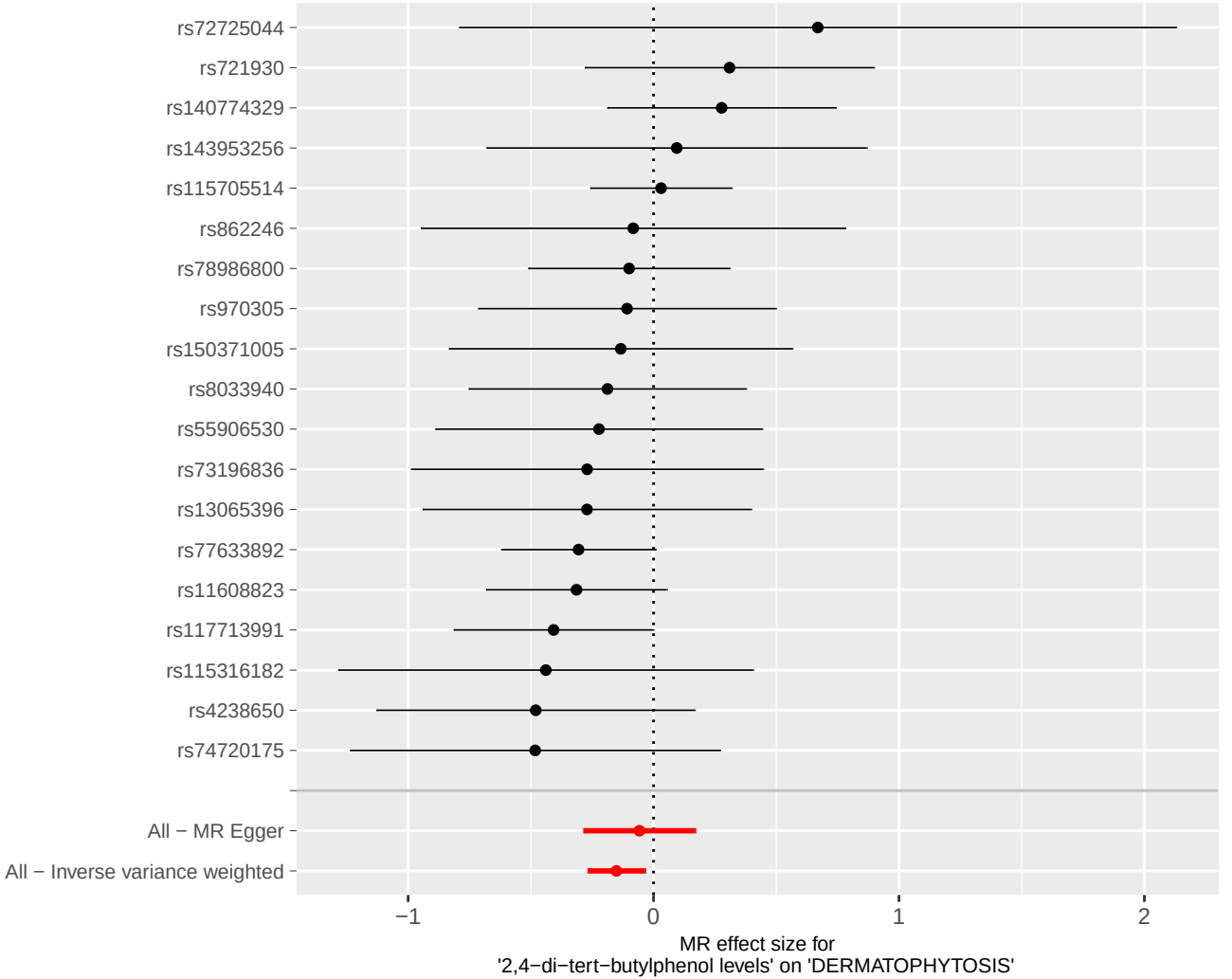
rs72725044
rs721930
rs140774329
rs143953256
rs115705514
rs862246
rs78986800
rs970305
rs150371005
rs8033940
rs55906530
rs73196836
rs13065396
rs77633892
rs11608823
rs117713991
rs115316182
rs4238650
rs74720175
All − MR Egger
All − Inverse variance weighted
−1
0
1
2
MR effect size for
'2,4−di−tert−butylphenol levels' on 'DERMATOPHYTOSIS'

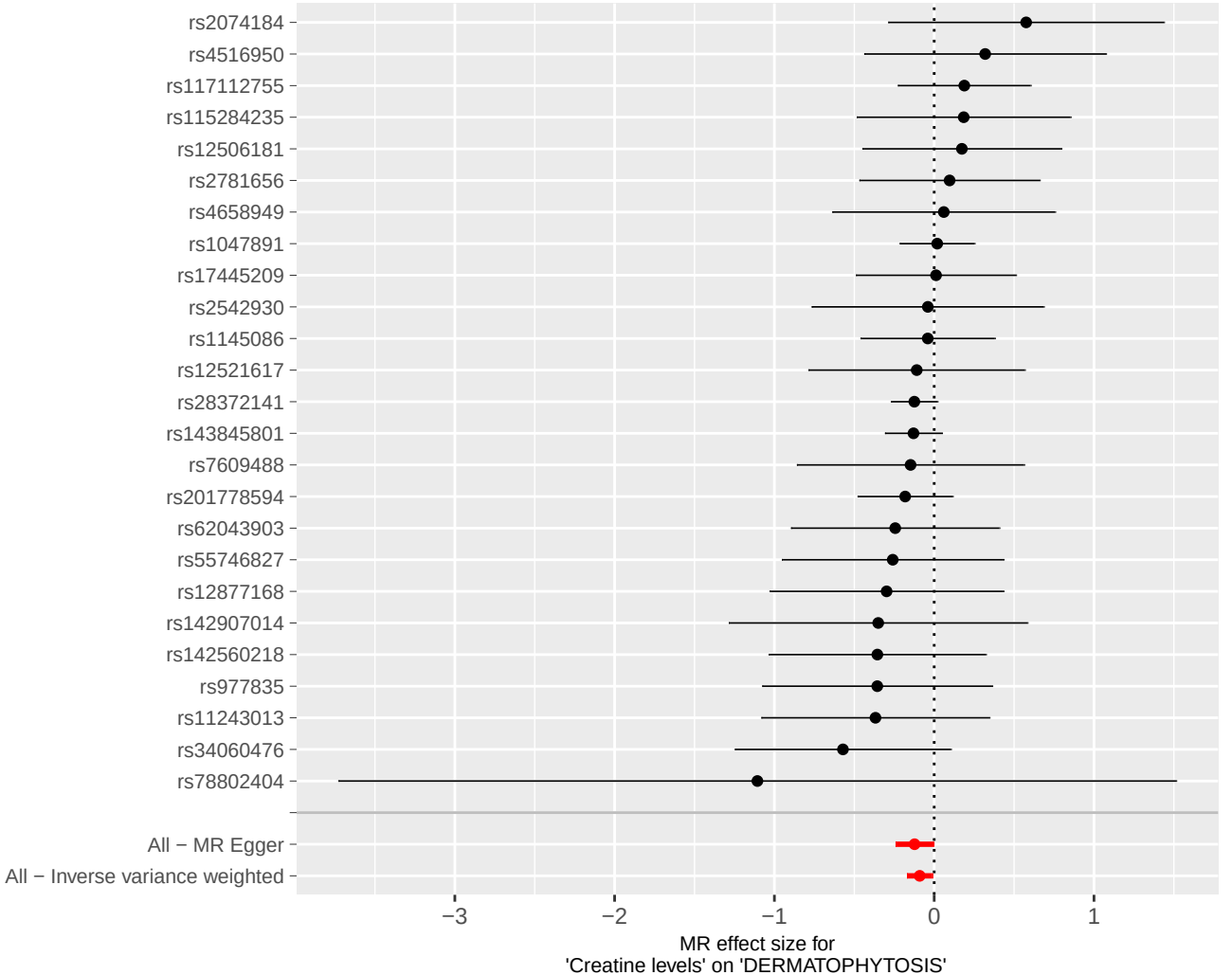
rs2074184
rs4516950
rs117112755
rs115284235
rs12506181
rs2781656
rs4658949
rs1047891
rs17445209
rs2542930
rs1145086
rs12521617
rs28372141
rs143845801
rs7609488
rs201778594
rs62043903
rs55746827
rs12877168
rs142907014
rs142560218
rs977835
rs11243013
rs34060476
rs78802404
All − MR Egger
All − Inverse variance weighted
−3
−2
−1
0
1
MR effect size for
'Creatine levels' on 'DERMATOPHYTOSIS'

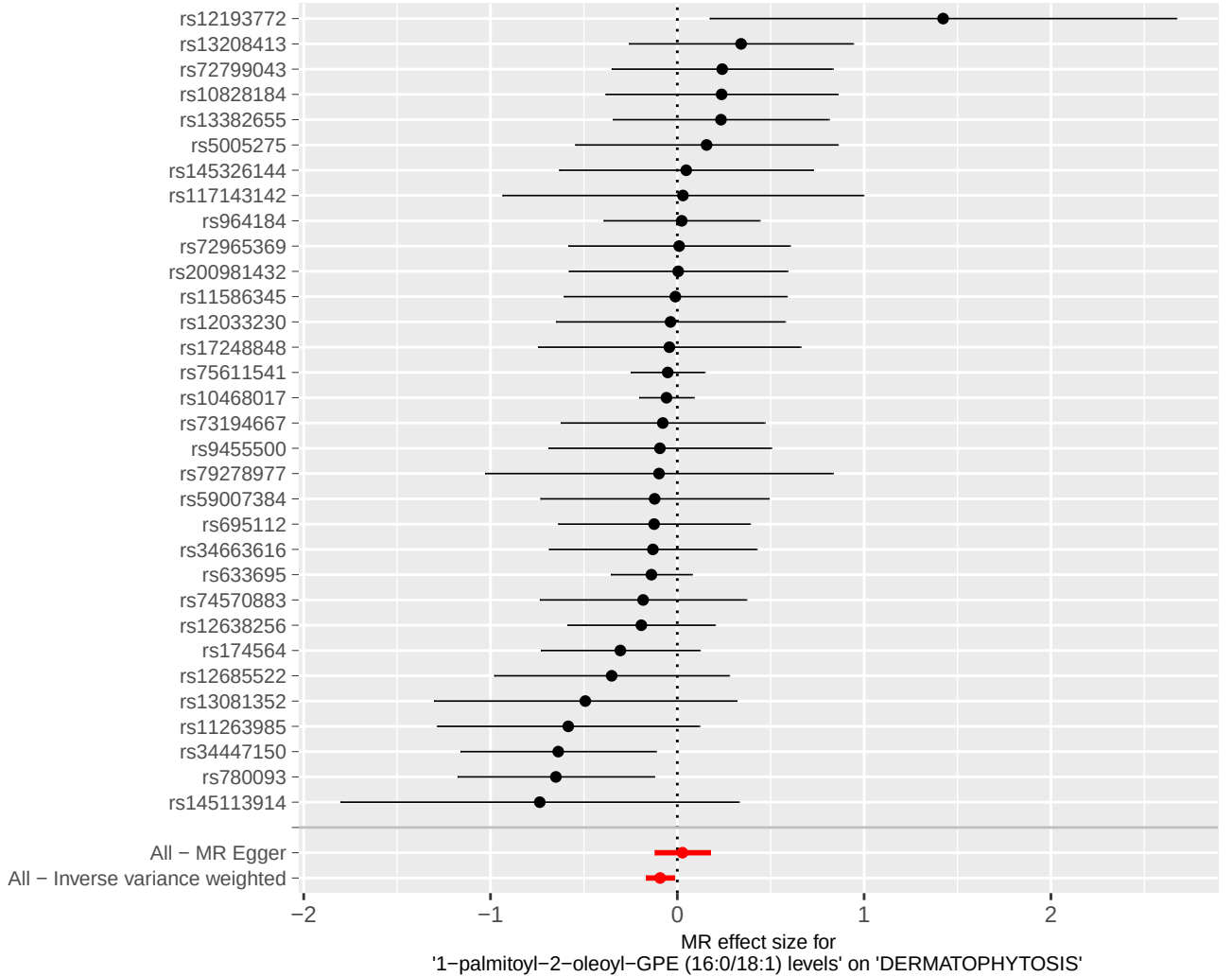
rs12193772
rs13208413
rs72799043
rs10828184
rs13382655
rs5005275
rs145326144
rs117143142
rs964184
rs72965369
rs200981432
rs11586345
rs12033230
rs17248848
rs75611541
rs10468017
rs73194667
rs9455500
rs79278977
rs59007384
rs695112
rs34663616
rs633695
rs74570883
rs12638256
rs174564
rs12685522
rs13081352
rs11263985
rs34447150
rs780093
rs145113914
All − MR Egger
All − Inverse variance weighted
−2
−1
0
1
2
MR effect size for
'1−palmitoyl−2−oleoyl−GPE (16:0/18:1) levels' on 'DERMATOPHYTOSIS'

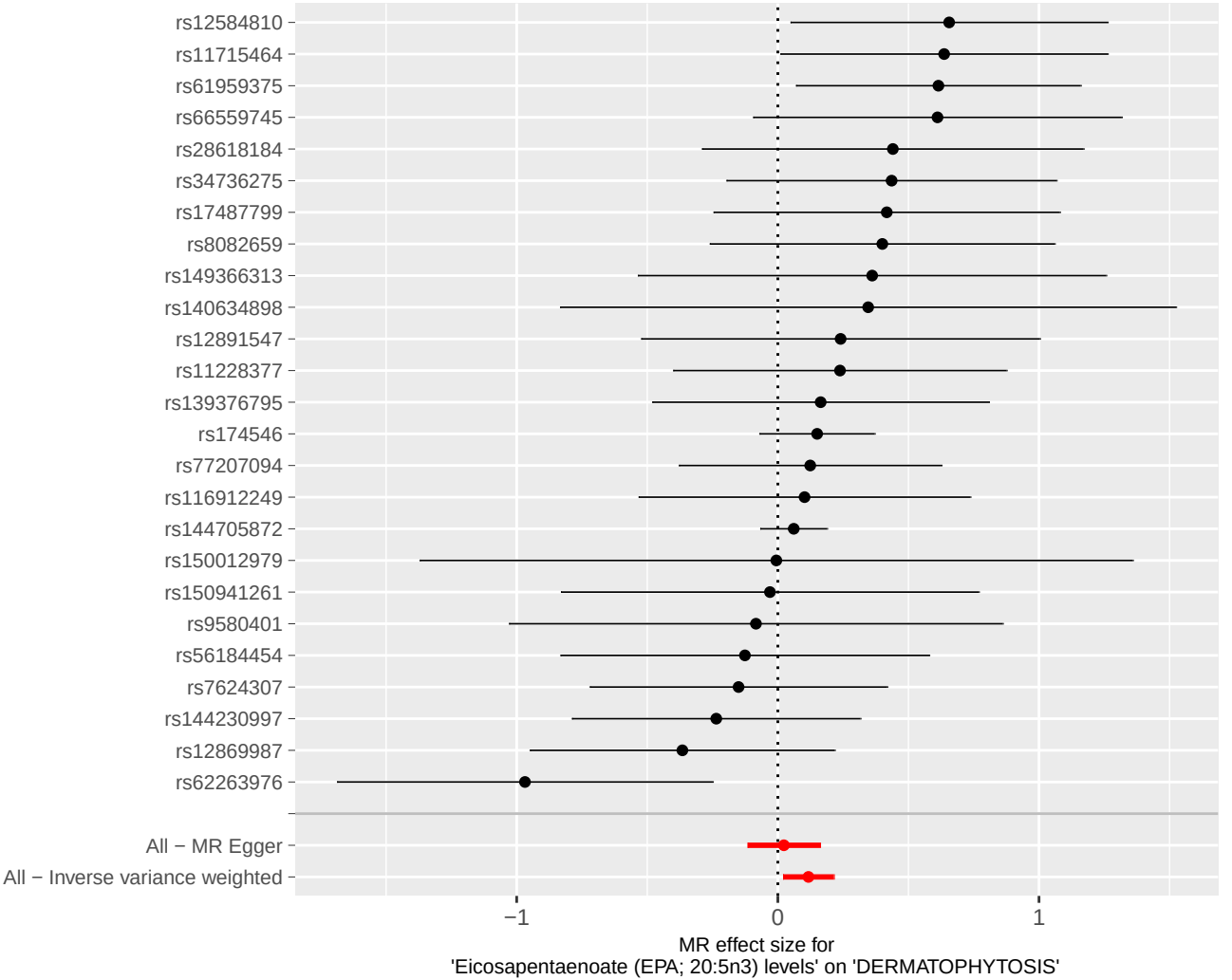
rs12584810
rs11715464
rs61959375
rs66559745
rs28618184
rs34736275
rs17487799
rs8082659
rs149366313
rs140634898
rs12891547
rs11228377
rs139376795
rs174546
rs77207094
rs116912249
rs144705872
rs150012979
rs150941261
rs9580401
rs56184454
rs7624307
rs144230997
rs12869987
rs62263976
All − MR Egger
All − Inverse variance weighted
−1
0
1
MR effect size for
'Eicosapentaenoate (EPA; 20:5n3) levels' on 'DERMATOPHYTOSIS'

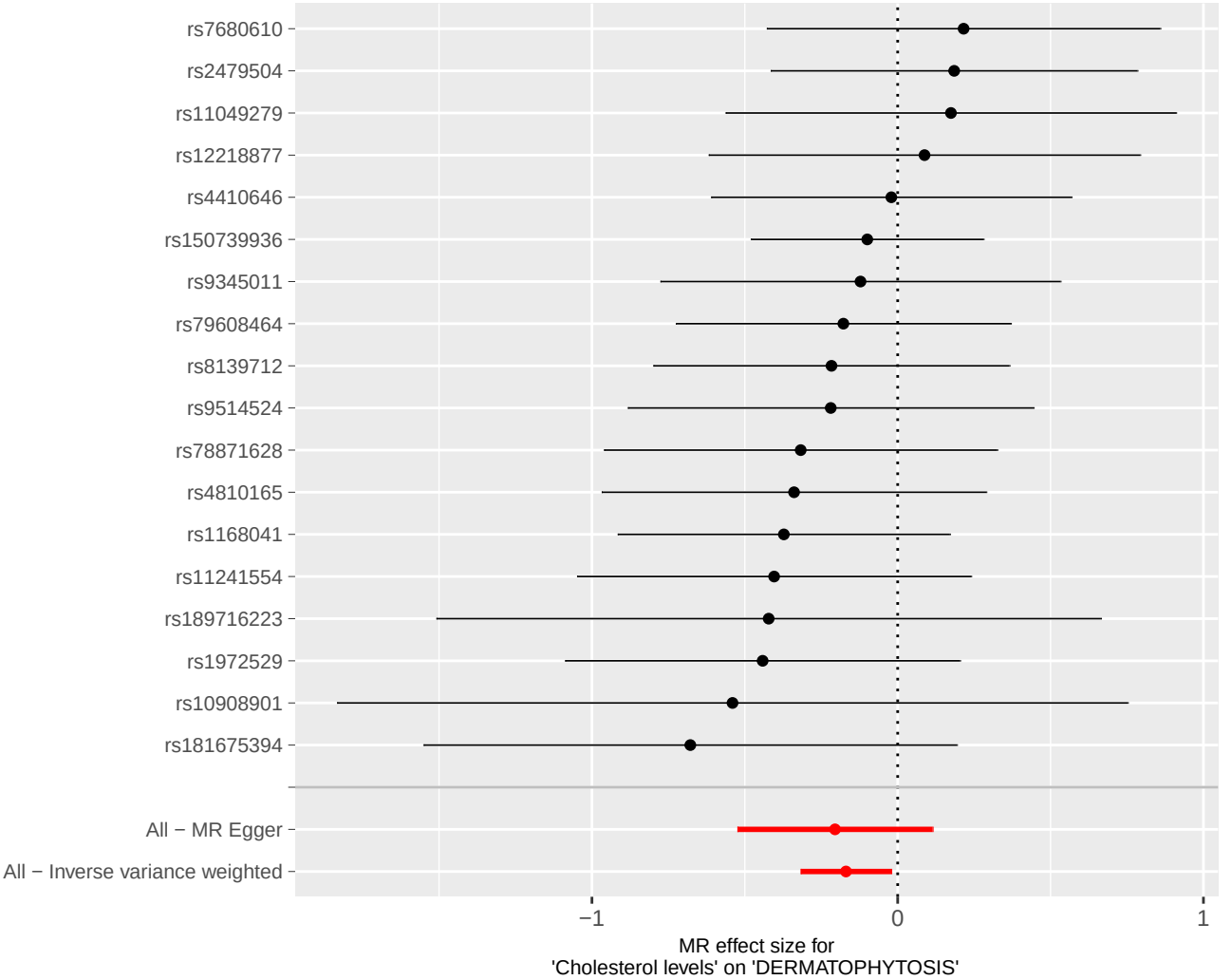
rs7680610
rs2479504
rs11049279
rs12218877
rs4410646
rs150739936
rs9345011
rs79608464
rs8139712
rs9514524
rs78871628
rs4810165
rs1168041
rs11241554
rs189716223
rs1972529
rs10908901
rs181675394
All − MR Egger
All − Inverse variance weighted
−1
0
1
MR effect size for
'Cholesterol levels' on 'DERMATOPHYTOSIS'

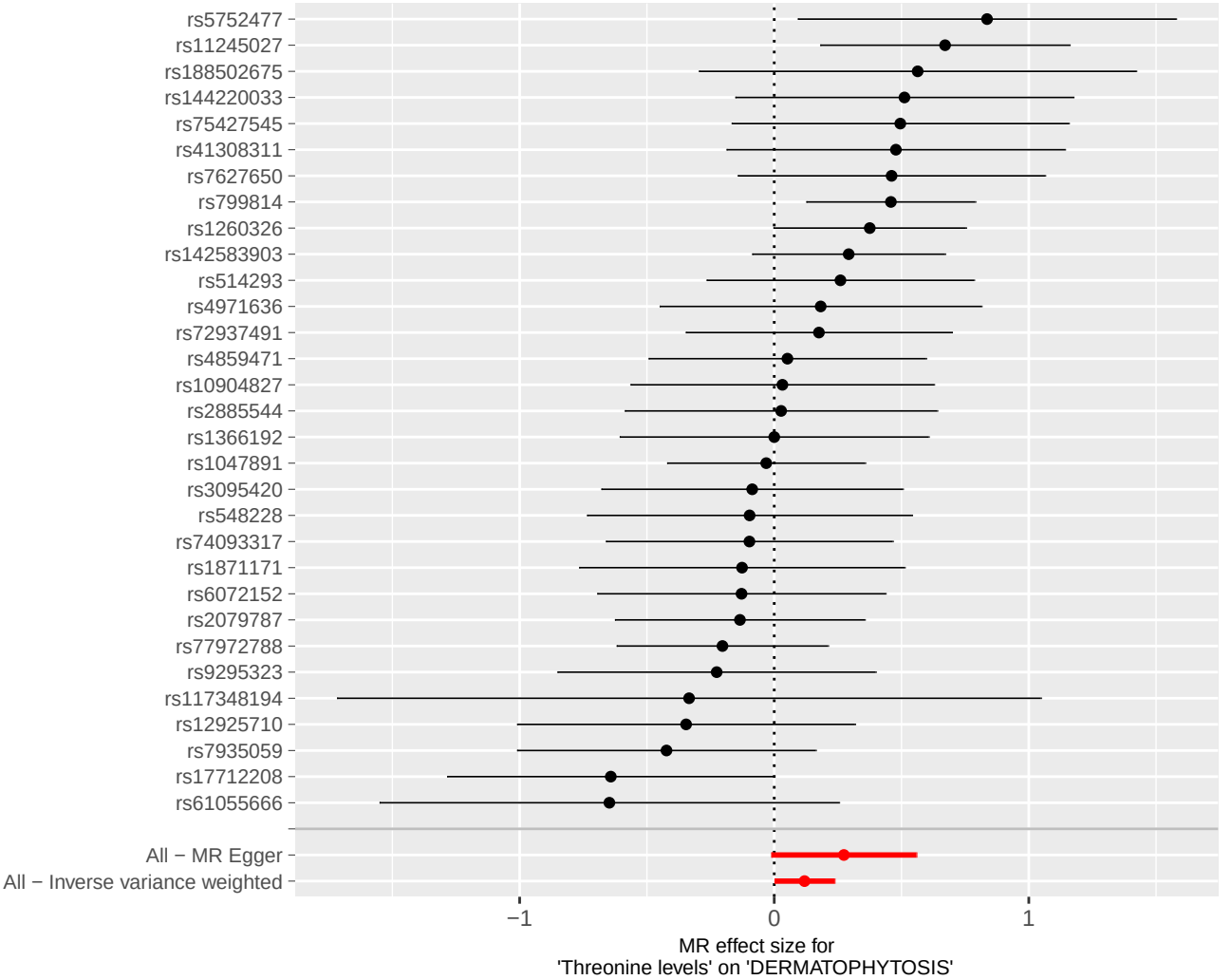
rs5752477
rs11245027
rs188502675
rs144220033
rs75427545
rs41308311
rs7627650
rs799814
rs1260326
rs142583903
rs514293
rs4971636
rs72937491
rs4859471
rs10904827
rs2885544
rs1366192
rs1047891
rs3095420
rs548228
rs74093317
rs1871171
rs6072152
rs2079787
rs77972788
rs9295323
rs117348194
rs12925710
rs7935059
rs17712208
rs61055666
All − MR Egger
All − Inverse variance weighted
−1
0
1
MR effect size for
'Threonine levels' on 'DERMATOPHYTOSIS'

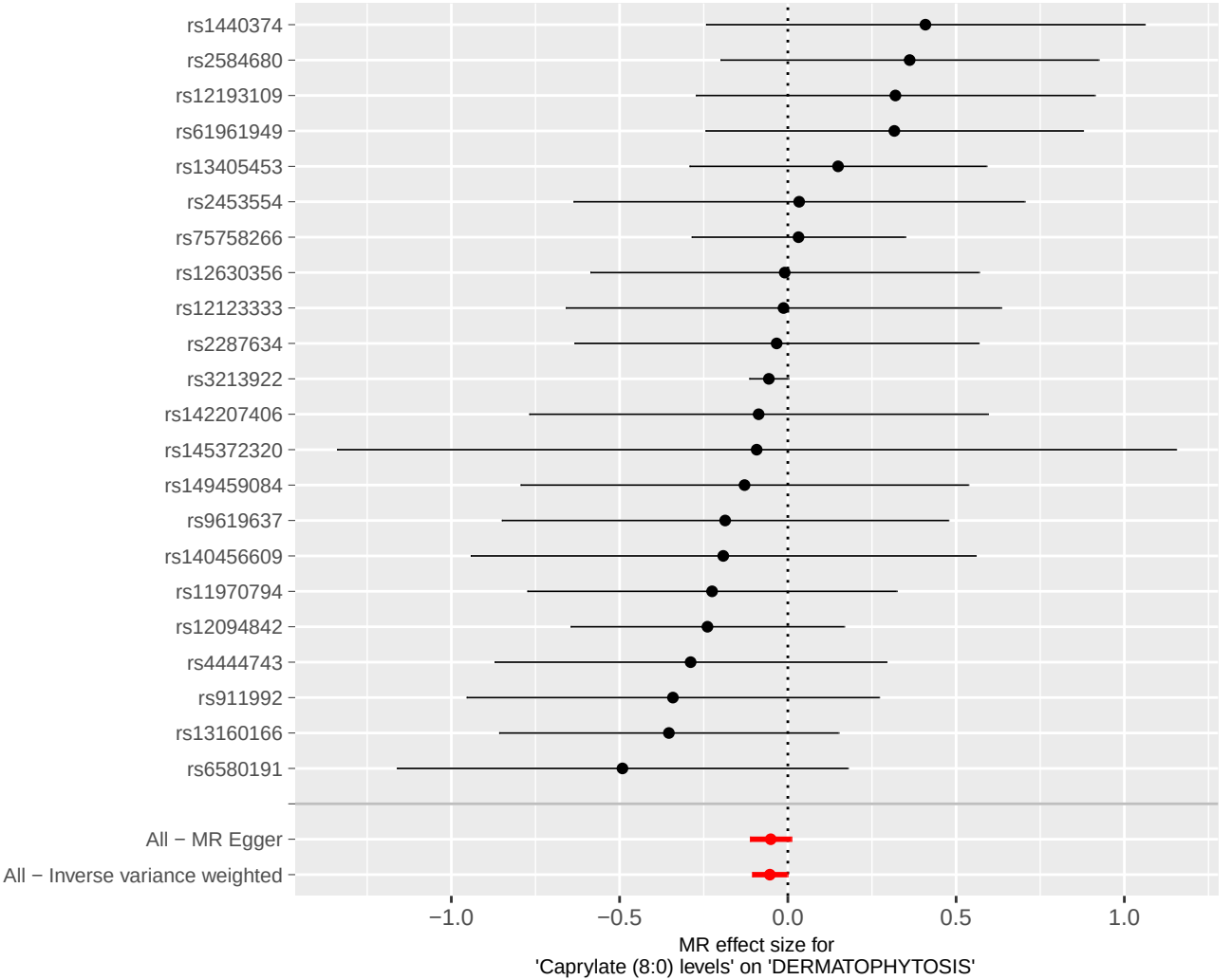
rs1440374
rs2584680
rs12193109
rs61961949
rs13405453
rs2453554
rs75758266
rs12630356
rs12123333
rs2287634
rs3213922
rs142207406
rs145372320
rs149459084
rs9619637
rs140456609
rs11970794
rs12094842
rs4444743
rs911992
rs13160166
rs6580191
All − MR Egger
All − Inverse variance weighted
−1.0
−0.5
0.0
0.5
1.0
MR effect size for
'Caprylate (8:0) levels' on 'DERMATOPHYTOSIS'

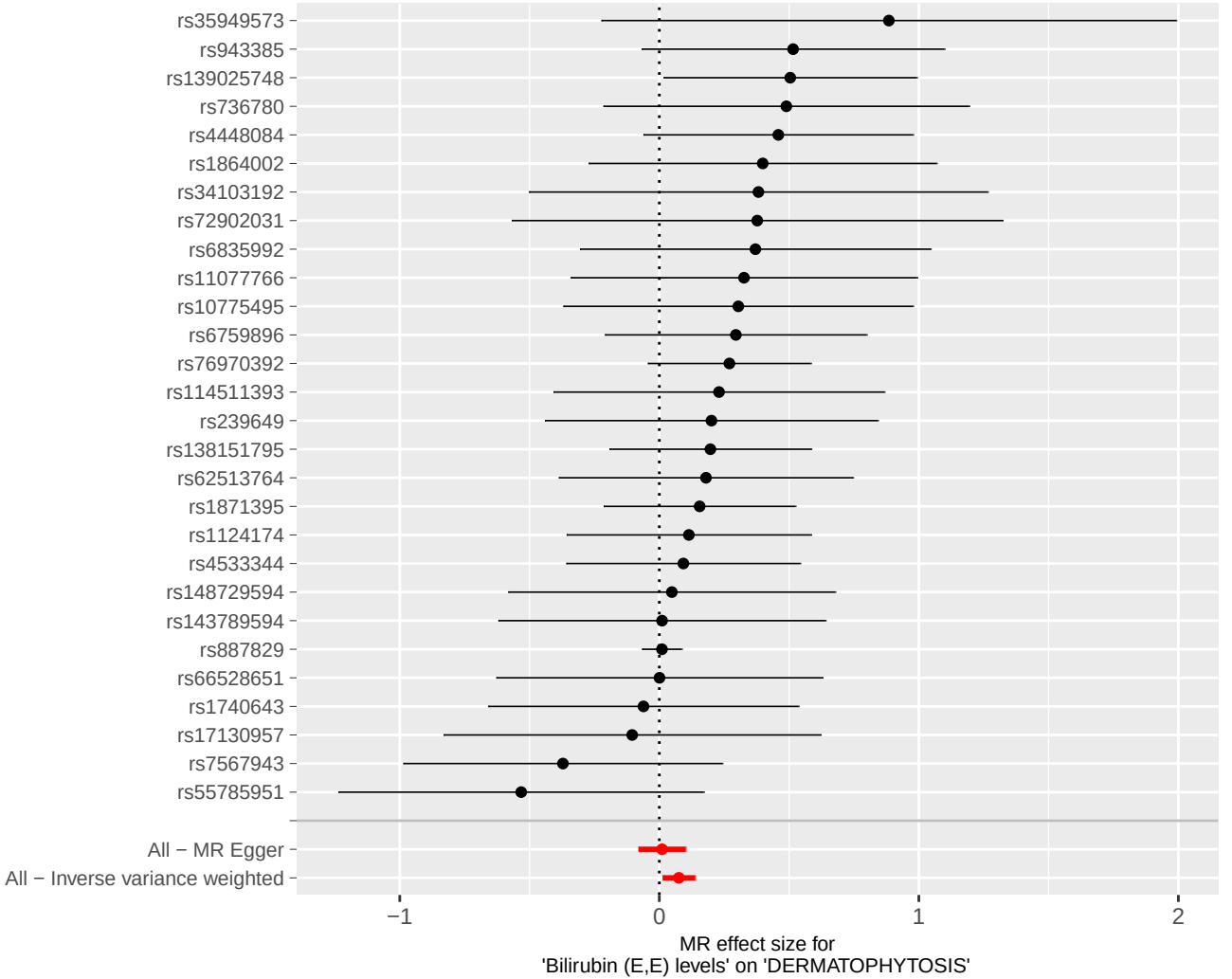
rs35949573
rs943385
rs139025748
rs736780
rs4448084
rs1864002
rs34103192
rs72902031
rs6835992
rs11077766
rs10775495
rs6759896
rs76970392
rs114511393
rs239649
rs138151795
rs62513764
rs1871395
rs1124174
rs4533344
rs148729594
rs143789594
rs887829
rs66528651
rs1740643
rs17130957
rs7567943
rs55785951
All − MR Egger
All − Inverse variance weighted
−1
0
1
2
MR effect size for
'Bilirubin (E,E) levels' on 'DERMATOPHYTOSIS'

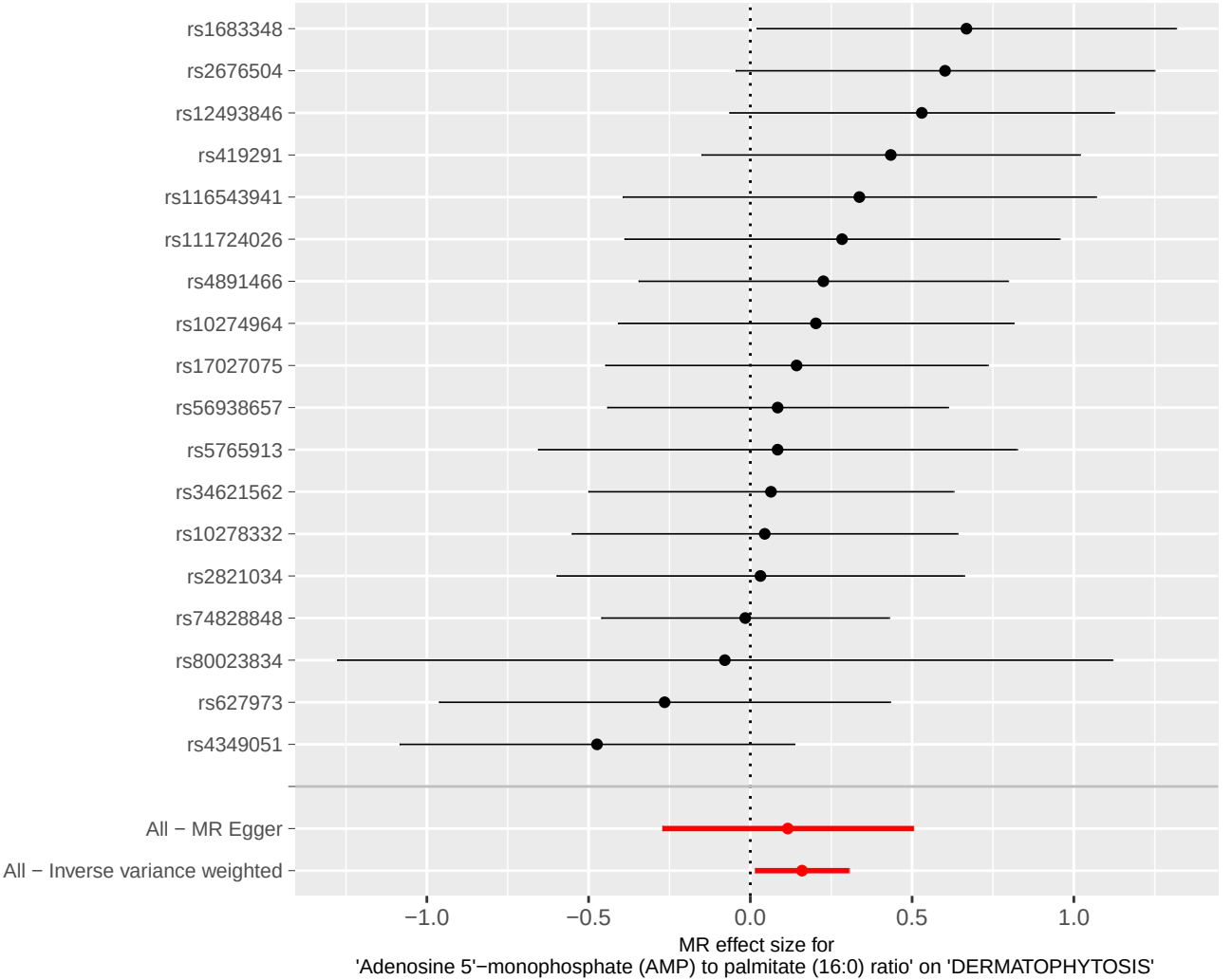
rs1683348
rs2676504
rs12493846
rs419291
rs116543941
rs111724026
rs4891466
rs10274964
rs17027075
rs56938657
rs5765913
rs34621562
rs10278332
rs2821034
rs74828848
rs80023834
rs627973
rs4349051
All − MR Egger
All − Inverse variance weighted
−1.0
−0.5
0.0
0.5
1.0
MR effect size for
'Adenosine 5'−monophosphate (AMP) to palmitate (16:0) ratio' on 'DERMATOPHYTOSIS'

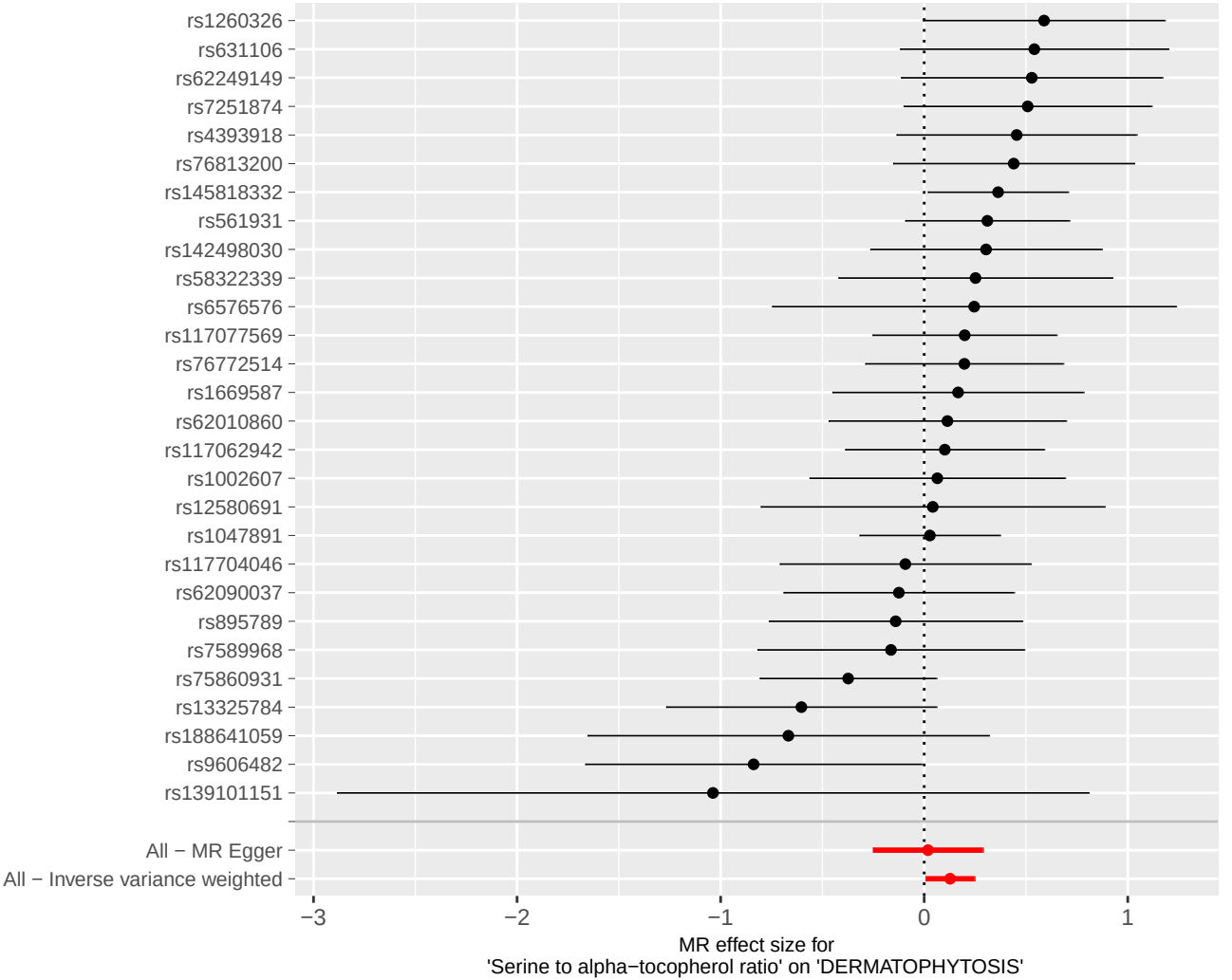
rs1260326
rs631106
rs62249149
rs7251874
rs4393918
rs76813200
rs145818332
rs561931
rs142498030
rs58322339
rs6576576
rs117077569
rs76772514
rs1669587
rs62010860
rs117062942
rs1002607
rs12580691
rs1047891
rs117704046
rs62090037
rs895789
rs7589968
rs75860931
rs13325784
rs188641059
rs9606482
rs139101151
All − MR Egger
All − Inverse variance weighted
−3
−2
−1
0
1
MR effect size for
'Serine to alpha−tocopherol ratio' on 'DERMATOPHYTOSIS'

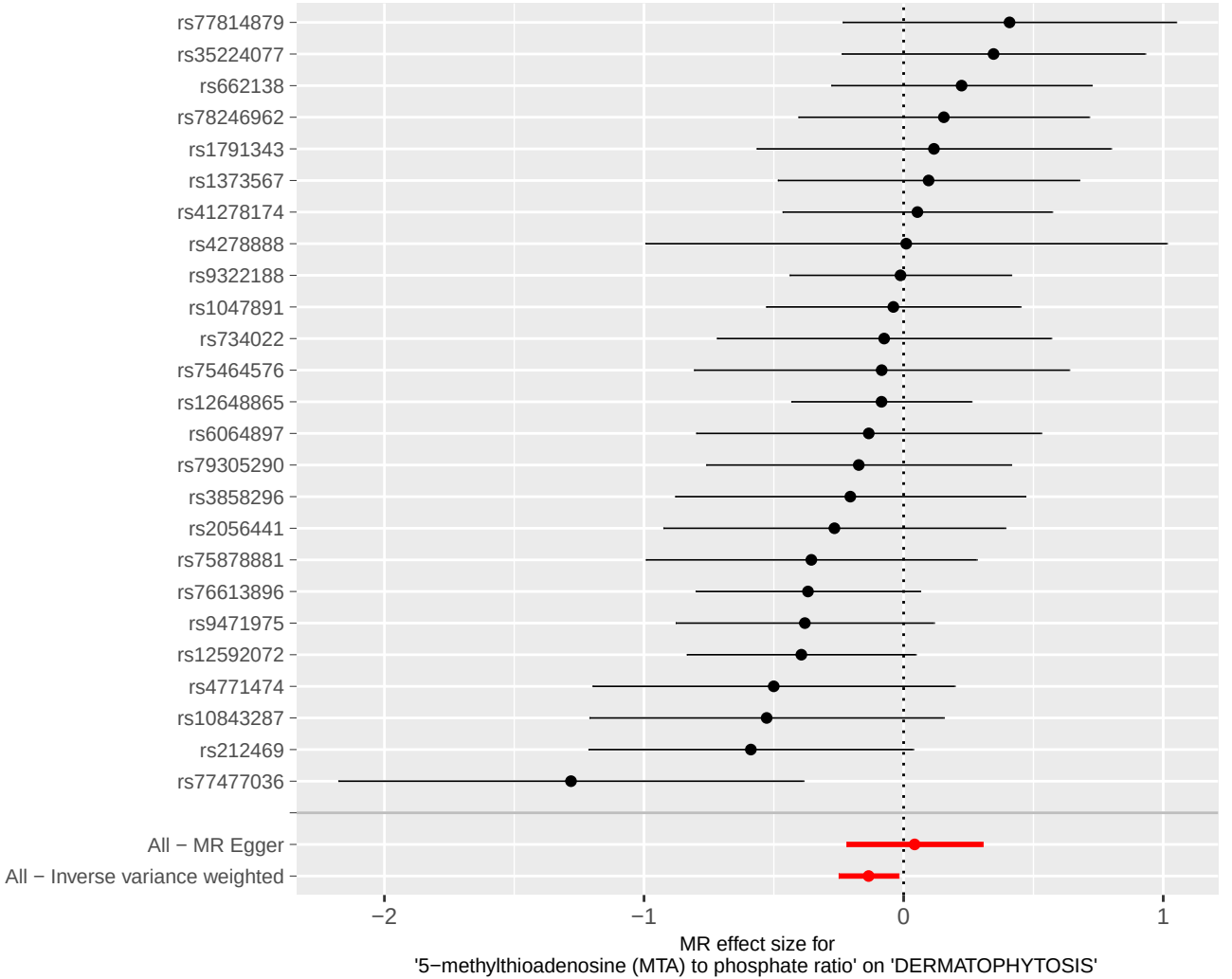
rs77814879
rs35224077
rs662138
rs78246962
rs1791343
rs1373567
rs41278174
rs4278888
rs9322188
rs1047891
rs734022
rs75464576
rs12648865
rs6064897
rs79305290
rs3858296
rs2056441
rs75878881
rs76613896
rs9471975
rs12592072
rs4771474
rs10843287
rs212469
rs77477036
All − MR Egger
All − Inverse variance weighted
−2
−1
0
1
MR effect size for
'5−methylthioadenosine (MTA) to phosphate ratio' on 'DERMATOPHYTOSIS'

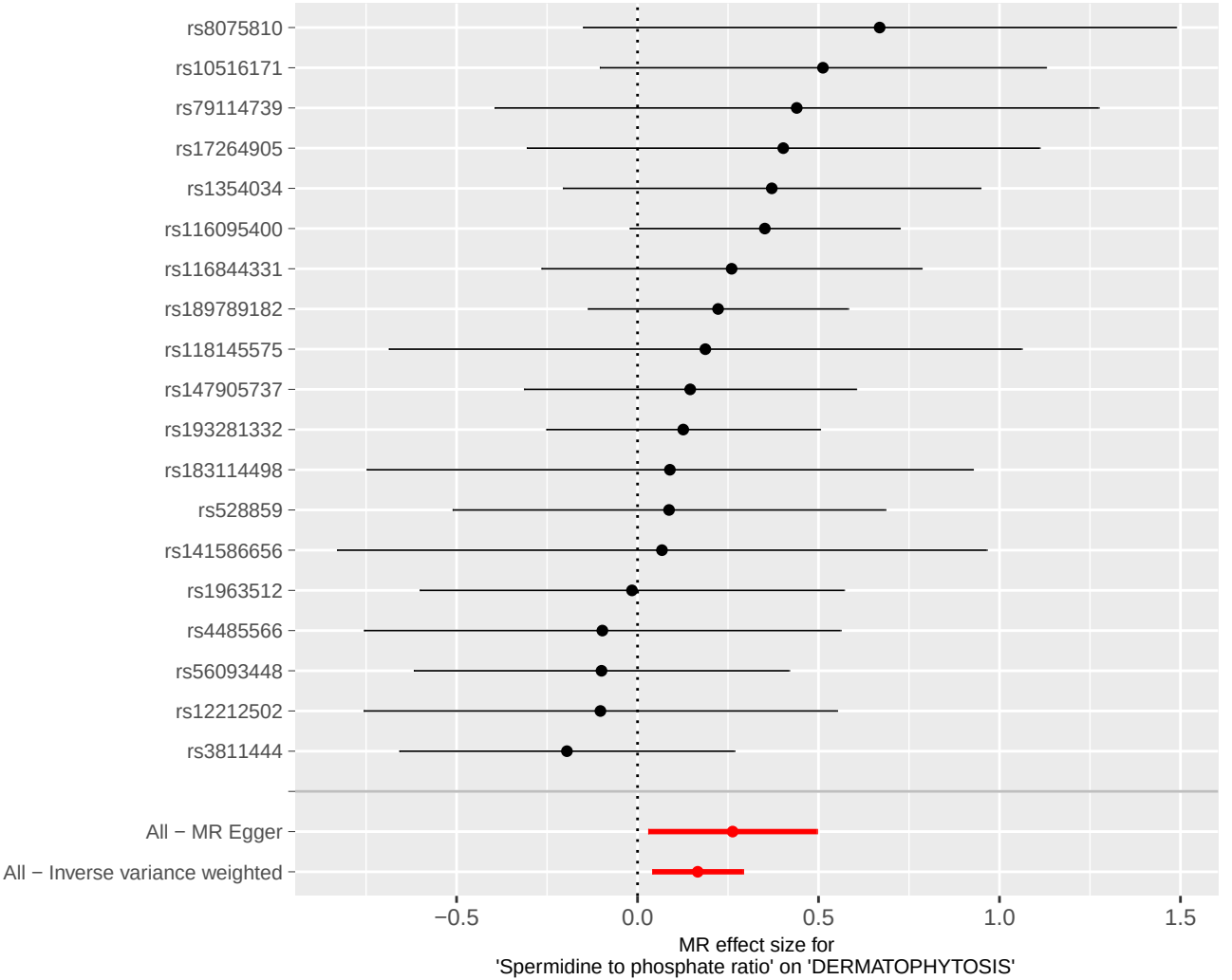
rs8075810
rs10516171
rs79114739
rs17264905
rs1354034
rs116095400
rs116844331
rs189789182
rs118145575
rs147905737
rs193281332
rs183114498
rs528859
rs141586656
rs1963512
rs4485566
rs56093448
rs12212502
rs3811444
All − MR Egger
All − Inverse variance weighted
−0.5
0.0
0.5
1.0
1.5
MR effect size for
'Spermidine to phosphate ratio' on 'DERMATOPHYTOSIS'

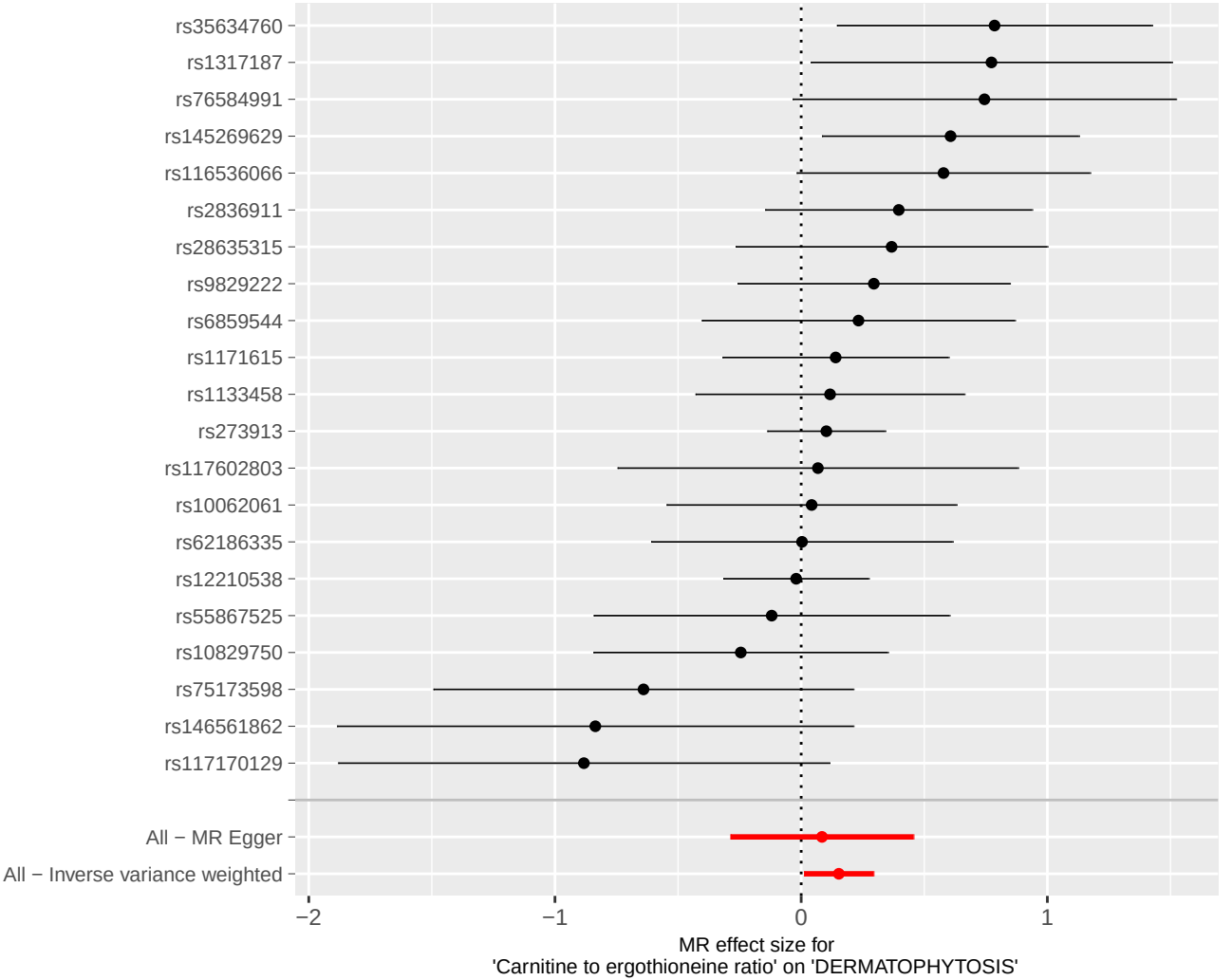
rs35634760
rs1317187
rs76584991
rs145269629
rs116536066
rs2836911
rs28635315
rs9829222
rs6859544
rs1171615
rs1133458
rs273913
rs117602803
rs10062061
rs62186335
rs12210538
rs55867525
rs10829750
rs75173598
rs146561862
rs117170129
All − MR Egger
All − Inverse variance weighted
−2
−1
0
1
MR effect size for
'Carnitine to ergothioneine ratio' on 'DERMATOPHYTOSIS'

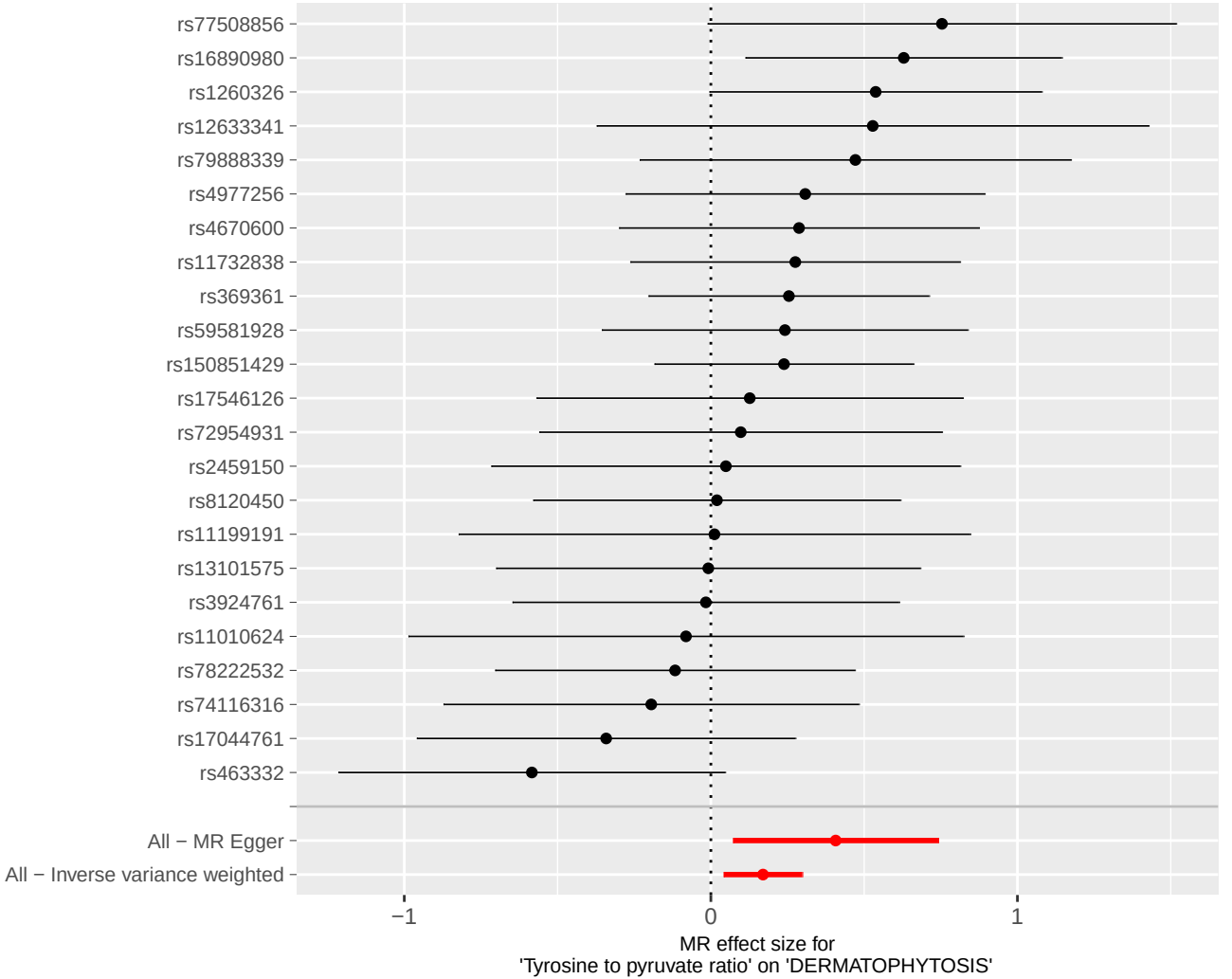
rs77508856
rs16890980
rs1260326
rs12633341
rs79888339
rs4977256
rs4670600
rs11732838
rs369361
rs59581928
rs150851429
rs17546126
rs72954931
rs2459150
rs8120450
rs11199191
rs13101575
rs3924761
rs11010624
rs78222532
rs74116316
rs17044761
rs463332
All − MR Egger
All − Inverse variance weighted
−1
0
1
MR effect size for
'Tyrosine to pyruvate ratio' on 'DERMATOPHYTOSIS'

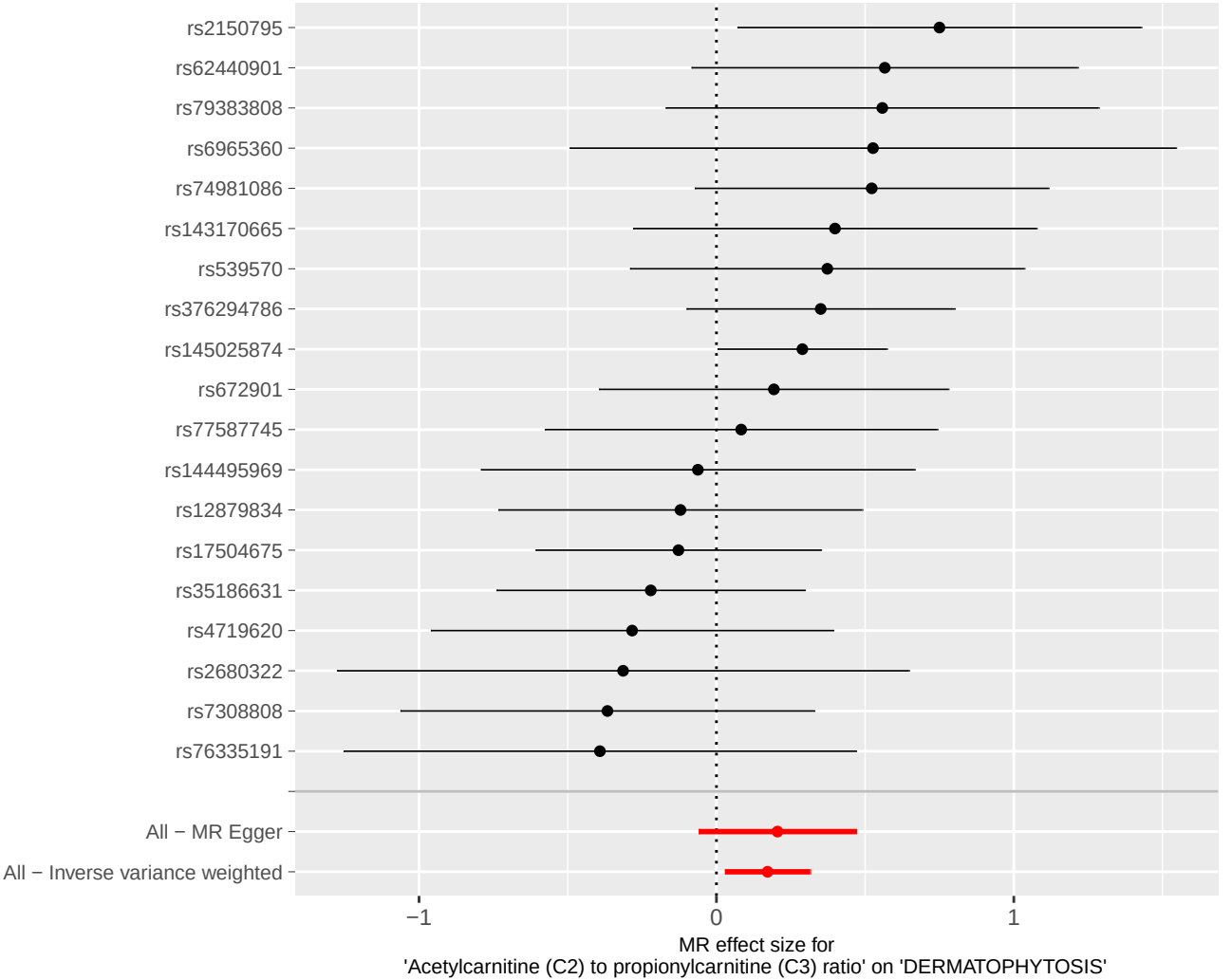
rs2150795
rs62440901
rs79383808
rs6965360
rs74981086
rs143170665
rs539570
rs376294786
rs145025874
rs672901
rs77587745
rs144495969
rs12879834
rs17504675
rs35186631
rs4719620
rs2680322
rs7308808
rs76335191
All − MR Egger
All − Inverse variance weighted
−1
0
1
MR effect size for
'Acetylcarnitine (C2) to propionylcarnitine (C3) ratio' on 'DERMATOPHYTOSIS'

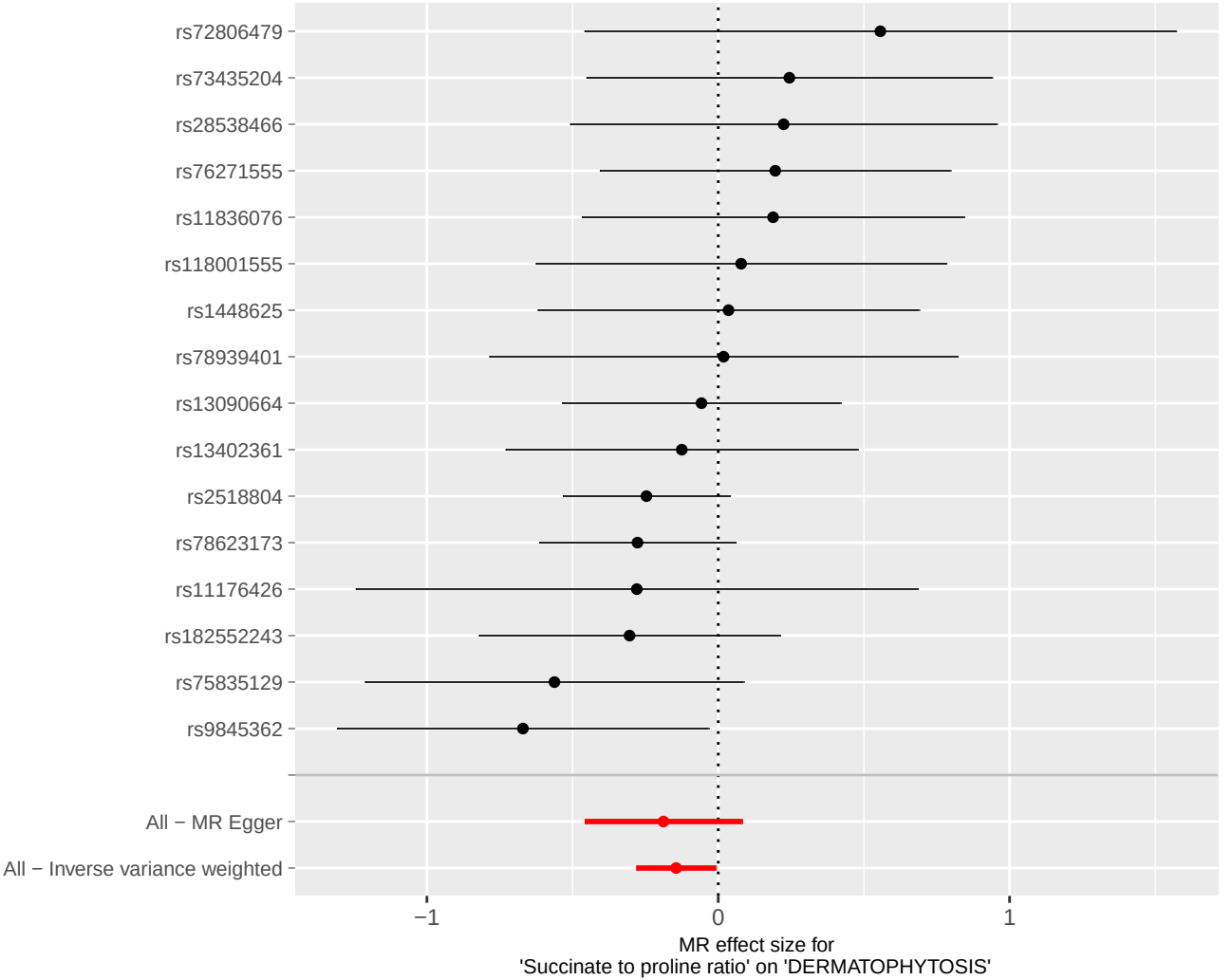
rs72806479
rs73435204
rs28538466
rs76271555
rs11836076
rs118001555
rs1448625
rs78939401
rs13090664
rs13402361
rs2518804
rs78623173
rs11176426
rs182552243
rs75835129
rs9845362
All − MR Egger
All − Inverse variance weighted
−1
0
1
MR effect size for
'Succinate to proline ratio' on 'DERMATOPHYTOSIS'

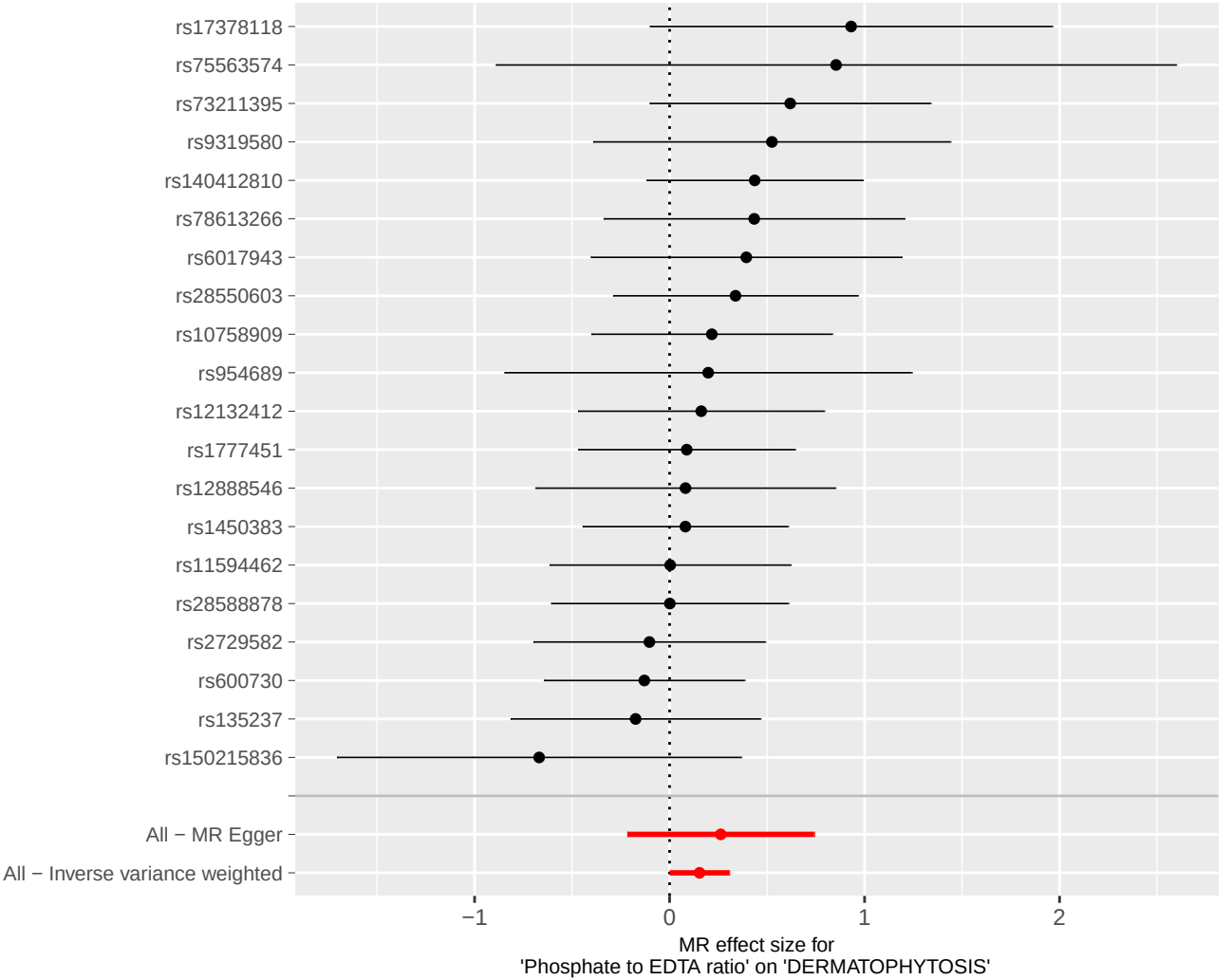
rs17378118
rs75563574
rs73211395
rs9319580
rs140412810
rs78613266
rs6017943
rs28550603
rs10758909
rs954689
rs12132412
rs1777451
rs12888546
rs1450383
rs11594462
rs28588878
rs2729582
rs600730
rs135237
rs150215836
All − MR Egger
All − Inverse variance weighted
−1
0
1
2
MR effect size for
'Phosphate to EDTA ratio' on 'DERMATOPHYTOSIS'

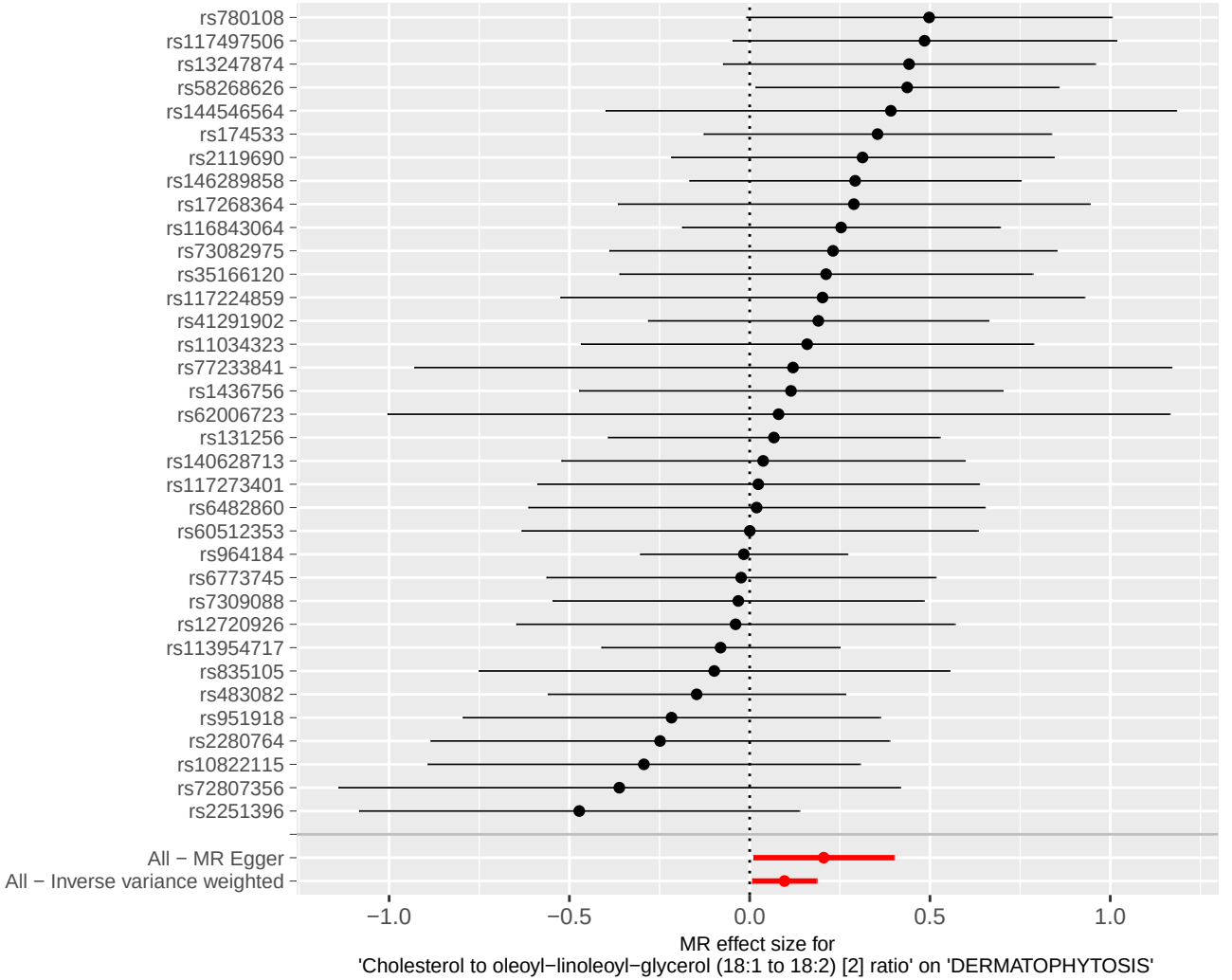
rs780108
rs117497506
rs13247874
rs58268626
rs144546564
rs174533
rs2119690
rs146289858
rs17268364
rs116843064
rs73082975
rs35166120
rs117224859
rs41291902
rs11034323
rs77233841
rs1436756
rs62006723
rs131256
rs140628713
rs117273401
rs6482860
rs60512353
rs964184
rs6773745
rs7309088
rs12720926
rs113954717
rs835105
rs483082
rs951918
rs2280764
rs10822115
rs72807356
rs2251396
All − MR Egger
All − Inverse variance weighted
−1.0
−0.5
0.0
0.5
1.0
MR effect size for
'Cholesterol to oleoyl−linoleoyl−glycerol (18:1 to 18:2) [2] ratio' on 'DERMATOPHYTOSIS'

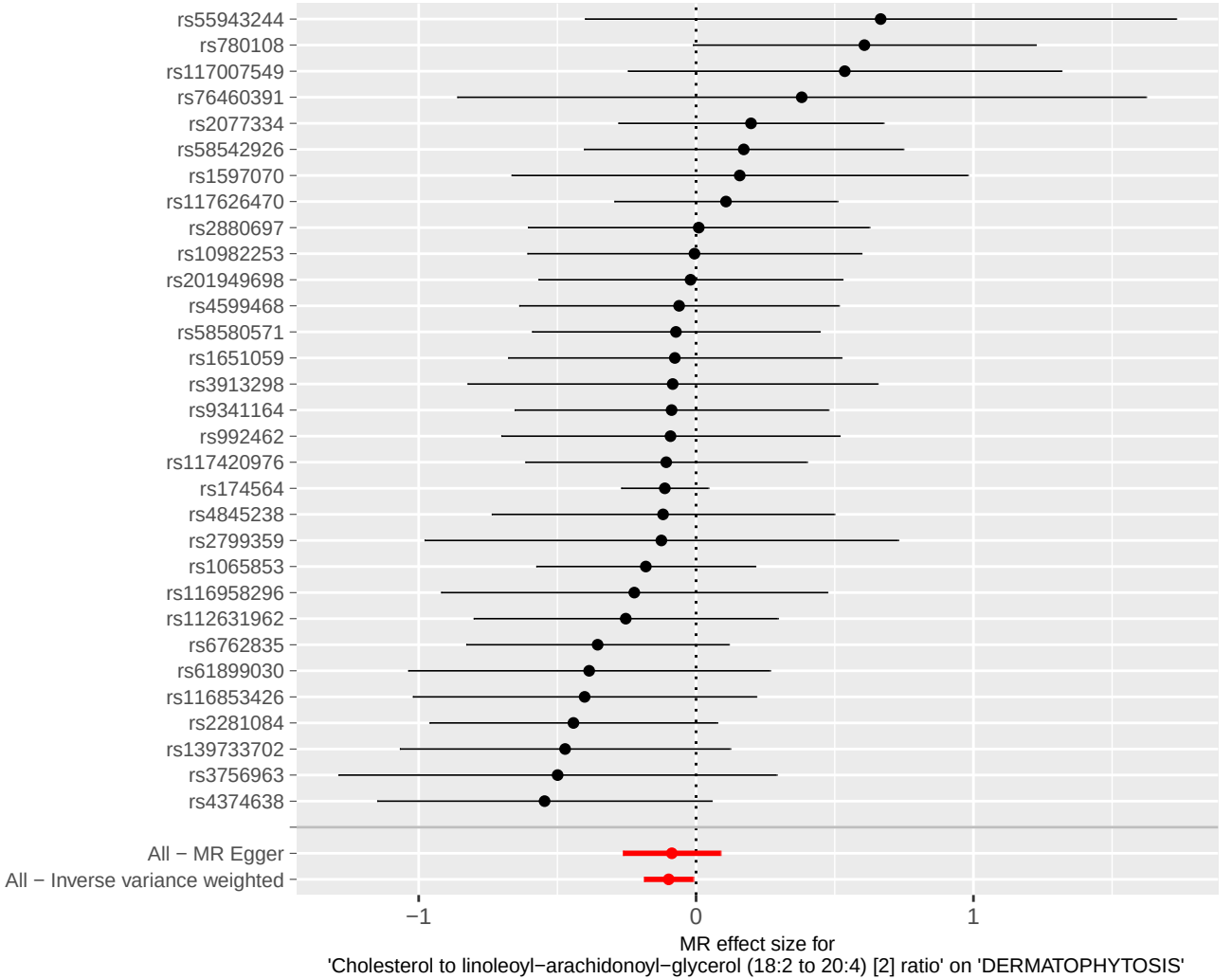
rs55943244
rs780108
rs117007549
rs76460391
rs2077334
rs58542926
rs1597070
rs117626470
rs2880697
rs10982253
rs201949698
rs4599468
rs58580571
rs1651059
rs3913298
rs9341164
rs992462
rs117420976
rs174564
rs4845238
rs2799359
rs1065853
rs116958296
rs112631962
rs6762835
rs61899030
rs116853426
rs2281084
rs139733702
rs3756963
rs4374638
All − MR Egger
All − Inverse variance weighted
−1
0
1
MR effect size for
'Cholesterol to linoleoyl−arachidonoyl−glycerol (18:2 to 20:4) [2] ratio' on 'DERMATOPHYTOSIS'

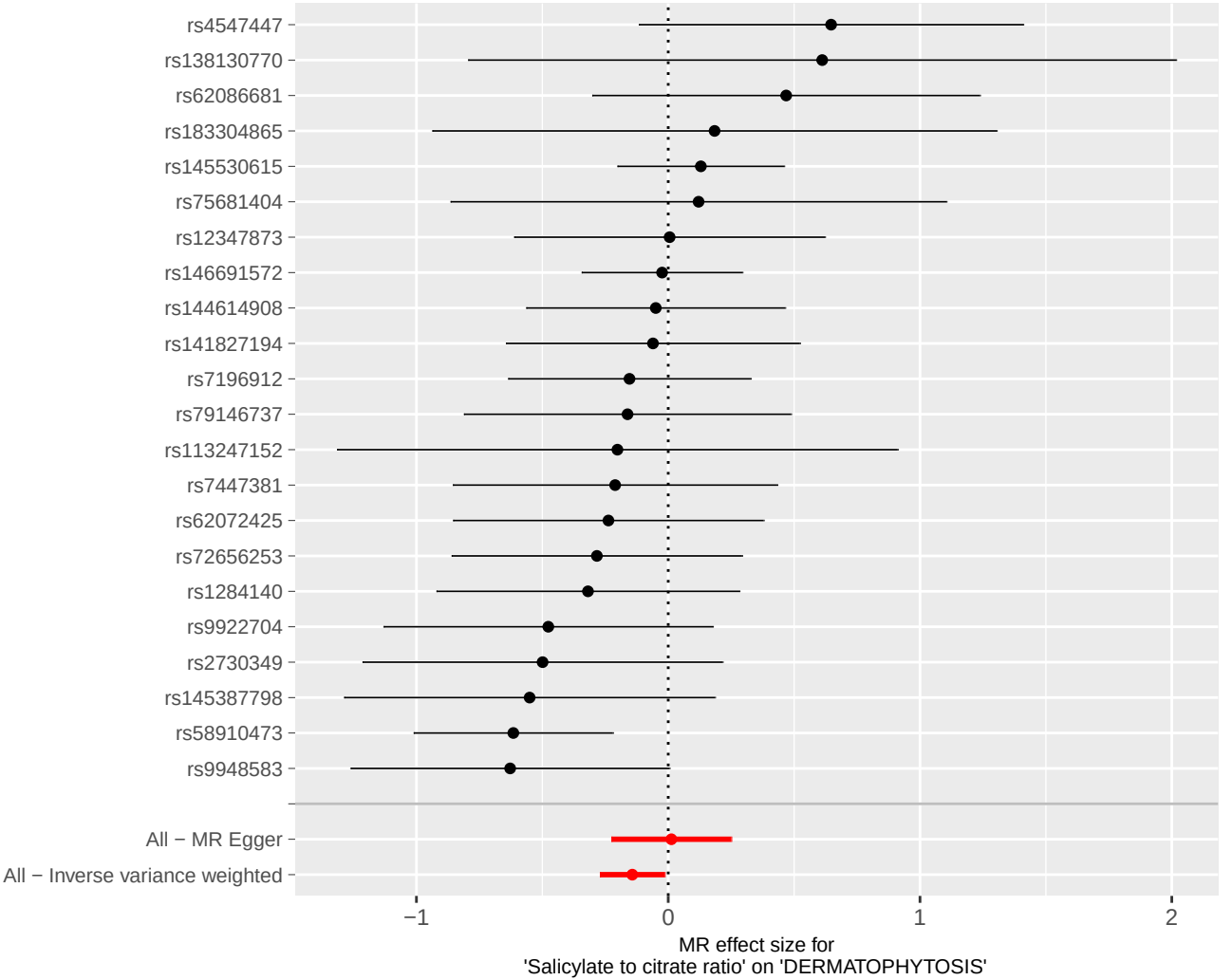
rs4547447
rs138130770
rs62086681
rs183304865
rs145530615
rs75681404
rs12347873
rs146691572
rs144614908
rs141827194
rs7196912
rs79146737
rs113247152
rs7447381
rs62072425
rs72656253
rs1284140
rs9922704
rs2730349
rs145387798
rs58910473
rs9948583
All − MR Egger
All − Inverse variance weighted
−1
0
1
2
MR effect size for
'Salicylate to citrate ratio' on 'DERMATOPHYTOSIS'